

ITEM NO. 3781199 / MODEL NO. 5552550000

LANA™ 3260**MANSFIELD®**


60" x 32" x 21-1/4", Acrylic, Swirl-Way® Bathtub

FEATURES

- High gloss, easy-to-clean acrylic with fiberglass reinforcement
- Standard bathtub provides a simple and relaxing soak
- Rectangular model with end drain (right- or left-hand installation)
- Pre-leveled legs for easy installation
- Linear waste and overflow included
- Spacious bathing well designed for one-person comfort
- 10-year limited warranty on acrylic
- Installation: Drop-In or Alcove
- Available in White



COMPONENTS

MODEL #	DESCRIPTION	CODES/STANDARDS
5552550000	60" x 32" x 21-1/4" Rectangle Swirl-Way® Bathtub. Drain not included.	
ACCESSORIES		
CAB-	Cable Overflow Drain (White — 1330, Chrome — 1335, Everbrass — 1336, Brushed Nickel — 1337, Oil Rubbed Bronze — 1338, Matte Black — 1339)	
TIP-	Tip Toe Overflow Drain (Chrome — 1335, Everbrass — 1336, Brushed Nickel — 1337, Oil Rubbed Bronze — 1338, Matte Black — 1339)	
SWAPOO	Nailing Flange Kit (includes 14' PVC nailing flange, tacky tape and installation instructions)	



ITEM NO. 3781199 / MODEL NO. 5552550000

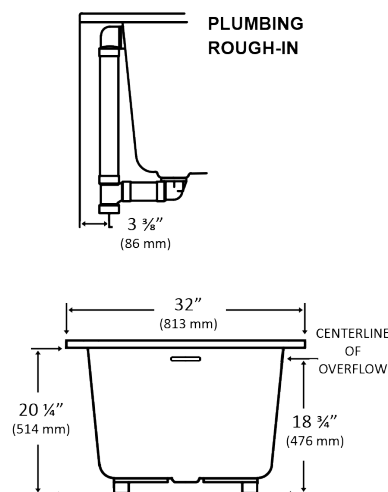
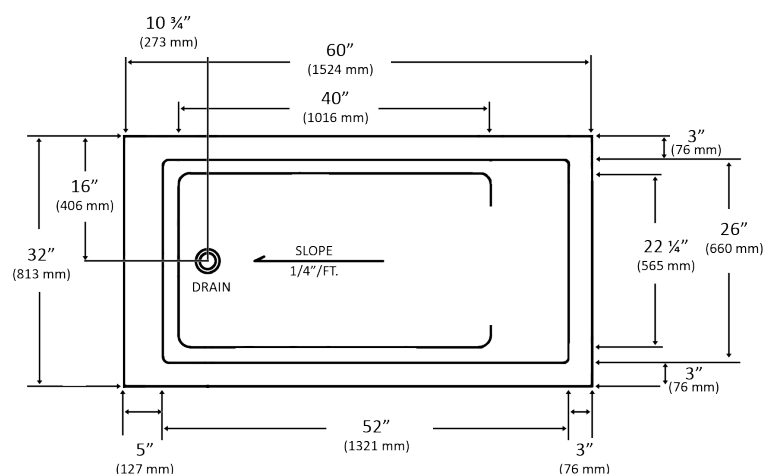
LANA™ 3260**MANSFIELD®**

60" x 32" x 21-1/4", Acrylic, Swirl-Way® Bathtub

SPECIFICATIONS

MATERIAL	Acrylic, fiberglass reinforced
CONSTRUCTION	Self contained bathtub mounted on a pre-leveled base.
WATER CAPACITY	42 gal. (min.) / 54 gal. (max)

SOAKING DEPTH	14-3/4"
FLOOR LOADING WEIGHT	47 lbs. sq.ft.
SHIPPING WEIGHT	150 lbs. (68 kg)
WARRANTY	Acrylic - 10-Year

TECHNICAL INFORMATION**Note:** these dimensions are nominal and subject to change without notice.**NOTES:**

1. Measurements may vary 1/4" (+/-)
2. If a factory installed nailing flange is added to a unit, add 1/8" to each side flanged.
3. Removable apron is not available for this unit.
4. These dimensions are nominal and subject to change without notice.

