

135-3173 ALTO® 1.28



Elongated Front, Vitreous China, Two-Piece Toilet

FEATURES

- 3-bolt SmartFasten™ tank-to-bowl connection
- 1.28 gpf / 4.8 lpf high efficiency water consumption
- Uses 20% less water than conventional toilets
- Elongated front bowl
- 3-2" hybrid flapper flush valve
- Fluidmaster® anti-siphon pilot fill valve
- 12" rough-in
- Model 31 color-match, plastic trip lever
- 2" glazed trapway
- The Mansfield® Limited Lifetime Warranty
- Available in White, Biscuit, and Bone



MODEL 135-3173

Toilet seat not included

Available as CTK



ELONGATED



CTK

COMPONENTS



MODEL #	DESCRIPTION	CODES/STANDARDS
135-3173	Elongated front, two-piece toilet	
135	Elongated front, toilet bowl only. Less toilet seat. Specify color.	
3173	Tank and cover only with left hand, front-mount, color-match, plastic trip lever. Fluidmaster® fill valve. Less supply. Specify color.	
TANK TRIM & REPLACEMENT PARTS		
31	Trip lever – color-match, plastic trip lever, left hand	
228	3-2" Hybrid flapper flush valve	
400A	Fluidmaster® anti-siphon pilot fill valve	
2206	Anti-siphon pilot fill valve (compatible replacement)	
630-0207	3" Replacement flapper kit	
160-LID	Tank lid	

135-3173 ALTO[®] 1.28



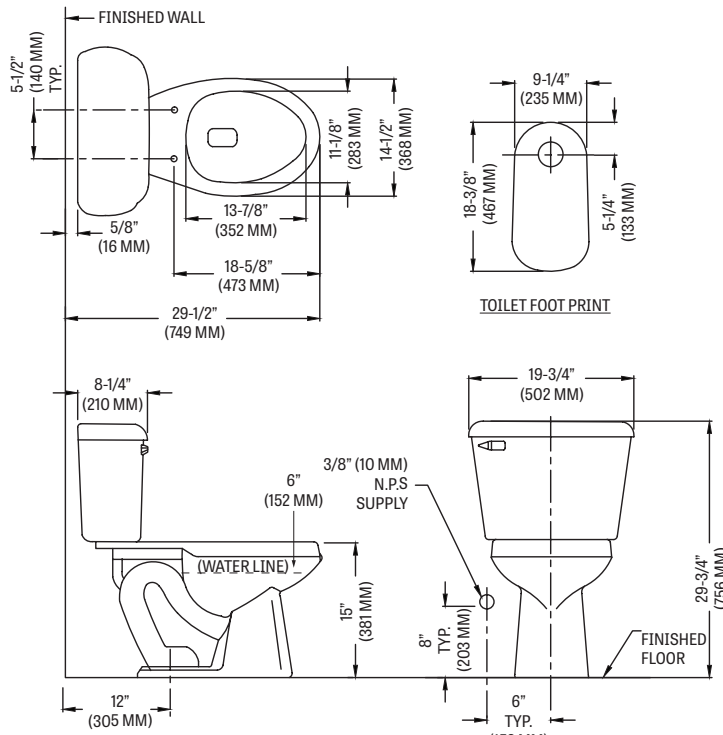
Elongated Front, Vitreous China, Two-Piece Toilet

SPECIFICATIONS

MODEL #	DESCRIPTION	CODES/STANDARDS
135-3173	Elongated front (1.28 gpf / 4.8 lpf) two-piece toilet	  

MATERIAL	Vitreous China
WATER PRESSURE RANGE	20 to 80 PSI
FLUSH SYSTEM	3-2" Hybrid flapper flush valve
WATER USAGE	1.28 gpf / 4.8 lpf
WATER SURFACE AREA	9" X 10"
ROUGH-IN	12"
MaP RATING	800 grams

TRAP DIAMETER	2"
TRAP SEAL	2-1/2"
SHIPPING WEIGHT	Model 135 - 50 lbs. (23 kg) Model 3173 - 34 lbs. (15 kg)
WARRANTY	Vitreous China - Limited Lifetime Tank Trim - Limited One Year

TANK OPTIONS	TECHNICAL INFORMATION
<p>3173 Standard 1.28 gpf configuration: 3-2" hybrid flapper flush valve, Fluidmaster[®] anti-siphon pilot fill valve, left hand, color-match trip lever.</p> <p>3173RH Variation of model 3173, with right hand, color-match trip lever.</p> <p>3165 Variation of model 3173, with cover lock.</p> <p>3174 Variation of model 3173, with tank liner.</p> <p>3120 Variation of model 3173, with left hand, chrome trip lever.</p> <p>3125 Variation of model 3173, 14" rough-in.</p>	<p>Note: these dimensions are nominal and subject to change without notice.</p>  <p>The technical drawing includes the following dimensions:</p> <ul style="list-style-type: none"> Bowl Dimensions: <ul style="list-style-type: none"> Front to back: 11-1/8" (283 MM) Side to side: 14-1/2" (368 MM) Front to back (excluding rim): 13-7/8" (352 MM) Side to side (excluding rim): 18-5/8" (473 MM) Front to back (excluding rim, including trap): 29-1/2" (749 MM) Front to back (excluding rim, including trap, including tank): 29-3/4" (756 MM) Tank Dimensions: <ul style="list-style-type: none"> Front to back: 19-3/4" (502 MM) Side to side: 15" (381 MM) Front to back (including tank): 29-3/4" (756 MM) Other Dimensions: <ul style="list-style-type: none"> Trap diameter: 2" Trap seal: 2-1/2" Water supply: 3/8" (10 MM) N.P.S. Water line: 6" (152 MM) Water line height: 15" (381 MM) Water line height (including tank): 29-3/4" (756 MM) Water line height (including tank, including trap): 29-3/4" (756 MM) Water line height (including tank, including trap, including tank): 29-3/4" (756 MM) Water line height (including tank, including trap, including tank, including tank): 29-3/4" (756 MM)

Fixture performance and specifications meet or exceed ASME A112.19.2/CSA B45.1 standards, and other state and local codes.