

584 - 586 SUMMIT EDGE EL ADA



Elongated Front, SmartHeight™, Vitreous China, Two-Piece Toilet

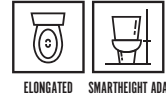
FEATURES

- 1.6 gpf / 6.0 Lpf water consumption
- Elongated ADA Compliant
- Front profile chrome pull handle
- Three side jet flush system
- 12" rough-in
- Available in White
- The Mansfield® Limited Lifetime Warranty





MODEL 584 - 586

Toilet seat not included



COMPONENTS

MODEL #	DESCRIPTION	CODES/STANDARDS
584 - 586	Elongated ADA Compliant Bowl - Two Pieces Toilet	  ADA COMPLIANT
584	Elongated ADA Compliant Bowl, toilet bowl only, Less toilet seat	
586	Tank and cover only with left hand, front-mount	



TANK TRIM & REPLACEMENT PARTS	
57CH	Trip Lever, Left-Hand
0130 - 5878	FLSH-VLV EDGE
400A	Fluidmaster Pilot Anti-Siphon Fill Valve
BC	Bolt Caps, White, Pair
630 - 0205	SmartFasten Tank-to-Bowl Kit, 3" Sponge

584 - 586 SUMMIT EDGE EL ADA



Elongated Front, SmartHeight™, Vitreous China, Two-Piece Toilet

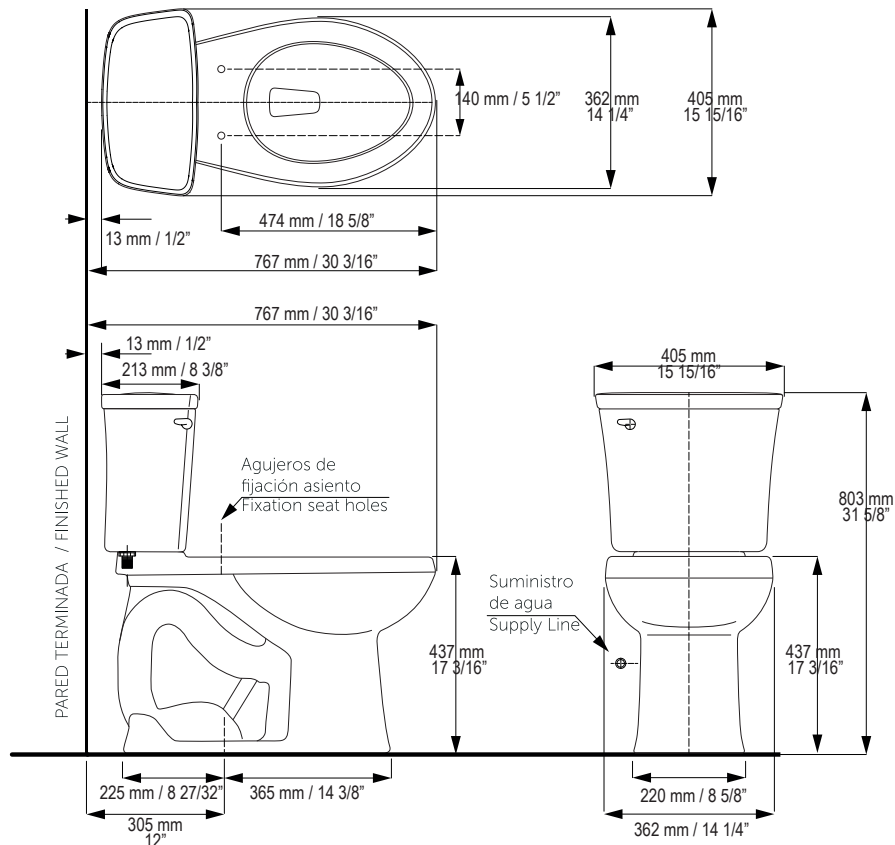
SPECIFICATIONS

MODEL #	DESCRIPTION	CODES/STANDARDS
584 - 586	Elongated ADA Compliant Bowl (1.6 gpf / 6.0 lpf) two-piece toilet	 

MATERIAL	Vitreous China	TRAP DIAMETER	51 mm (2")
WATER PRESSURE RANGE	20 to 80 PSI	TRAP SEAL	57 mm (2.25")
FLUSH SYSTEM	Three side jet flush system	SHIPPING WEIGHT	Model 584 - 586 - 61 lbs. (27.7 kg)
WATER USAGE	1.6 gpf / 6.0 Lpf	WARRANTY	Vitreous China - Limited Lifetime Tank Trim - Limited Five Year
WATER SURFACE AREA	209 x 260 mm (8.25" x 10.25")		
ROUGH-IN	12"		
MaP RATING	1000 grams		

TECHNICAL INFORMATION

Note: these dimensions are nominal and subject to change without notice.



Fixture performance and specifications meet or exceed ASME A112.19.2/CSA B45.1 standards, and other state and local codes.