

1311RS BALTIC



Elongated Front, Rear Spud, Flush Valve Toilet

FEATURES

- Specifically designed for commercial and industrial applications
- 1.28* or 1.6 gpf low water consumption (*when using the proper 1.28 flushometer)
- High performance, high efficiency (HET)
- Elongated front bowl
- 1-1/2' rear spud provided to accommodate many brands of flush valves
- 10" rough-in
- 2" glazed trapway
- The Mansfield® limited lifetime warranty
- Available in White





MODEL 1311RS

Toilet seat not included



ELONGATED

COMPONENTS



MODEL #	DESCRIPTION	CODES/STANDARDS
1311RS	Elongated front, flush valve toilet bowl. Less toilet seat, flush valve and supply.	 

1311RS BALTIC



Elongated Front, Rear Spud, Flush Valve Toilet

SPECIFICATIONS

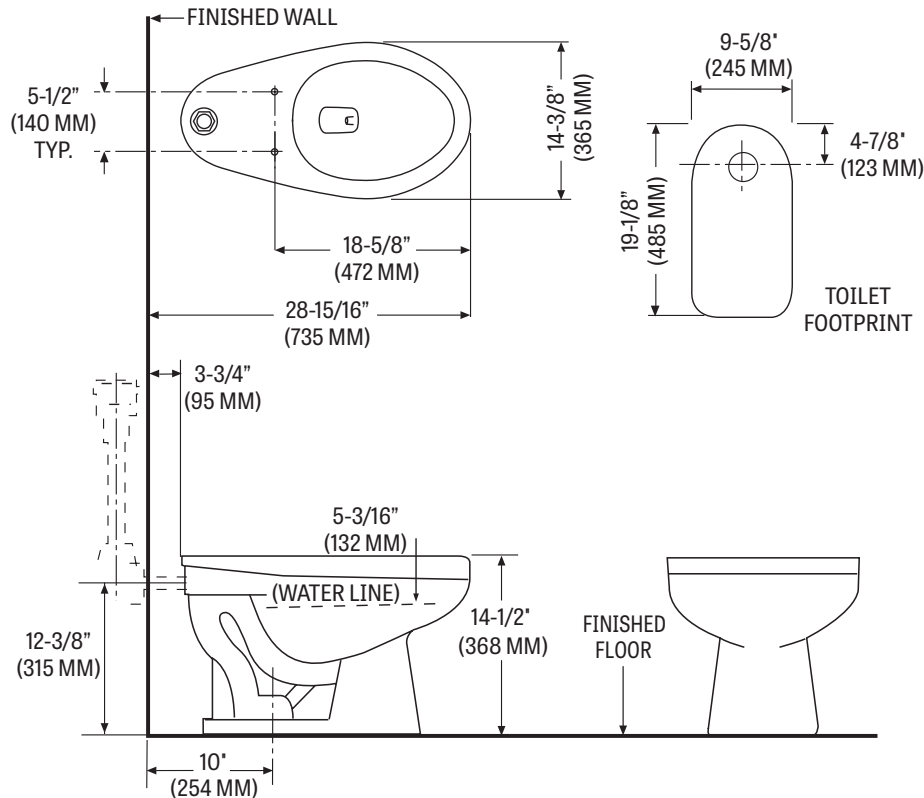
MODEL #	DESCRIPTION	CODES/STANDARDS
1311RS	Elongated front, (*1.28 or 1.6 gpf / 4.86 or 6.05 lpf) flush valve toilet	 

MATERIAL	Vitreous China
WATER PRESSURE RANGE	20 to 80 PSI
FLUSH SYSTEM	Siphon jet technology
WATER USAGE	1.28 or 1.6 gpf / 4.86 or 6.05 lpf
WATER SURFACE AREA	9-3/4" X 11-3/4"
ROUGH-IN	10"
MAP RATING	1,000 grams

TRAP DIAMETER	2'
TRAP SEAL	2-1/2'
SHIPPING WEIGHT	Model 1311RS - 53 lbs. (24 kg)
WARRANTY	Vitreous China - Limited Lifetime Tank Trim - Limited One Year

TECHNICAL INFORMATION

Note: these dimensions are nominal and subject to change without notice.



Fixture performance and specifications meet or exceed ASME A112.19.2-2013/CSA B45.1-13 standards, and other state and local codes.