

144-123 QUANTUM®

MANSFIELD®

Elongated Front, ADA*, Pressure-Assist, Rear Outlet, Wall-Mount, Vitreous China Two-Piece Toilet

FEATURES

- High performance, pressure-assist Flushmate III™ system
- 1.6 gpf / 6.0 lpf low water consumption
- Elongated rear outlet, wall-mount
- Model 45 chrome-plated, metal trip lever
- 2' glazed trapway
- The Mansfield® limited lifetime warranty on china, Flushmate ten-year limited warranty on vessel
- Available in White

*Meets ADA height requirement when installed with a regular toilet seat





MODEL 144-123

Toilet seat not included



COMPONENTS

MODEL #	DESCRIPTION	CODES/STANDARDS
144-123 (144010000-123010000)	Elongated front, ADA*, rear outlet, wall-mount pressure-assist, two-piece toilet.	 
144 (144010000)	Elongated front, ADA*, rear outlet, wall-mount toilet bowl only. Toilet seat not included.	
123 (123010000)	Pressure-assist tank and cover only with left hand chrome-plated, metal trip lever. Supply not included.	
TANK OPTIONS		
123RH	Pressure-assist tank and cover only with right hand chrome-plated, metal trip lever. Supply not included.	
122	Pressure-assist tank and cover only with chrome-plated metal push button actuator. Supply not included.	
TANK TRIM & REPLACEMENT PARTS		
45	Trip lever - chrome-plated, metal trip lever, left hand	
125-LID	Tank lid	
FLUSHMATE® 503	Pressure-assist flushing system. Separate warranty applies. Contact FLUSHMATE® at 1-800-533-3460.	



When properly installed, this product meets the requirements for the Americans with Disabilities Act of 1990 (ADA). Refer to local plumbing codes, as they may vary by location and application.

144-123 QUANTUM®



Elongated Front, ADA*, Pressure-Assist, Rear Outlet, Wall-Mount, Vitreous China Two-Piece Toilet

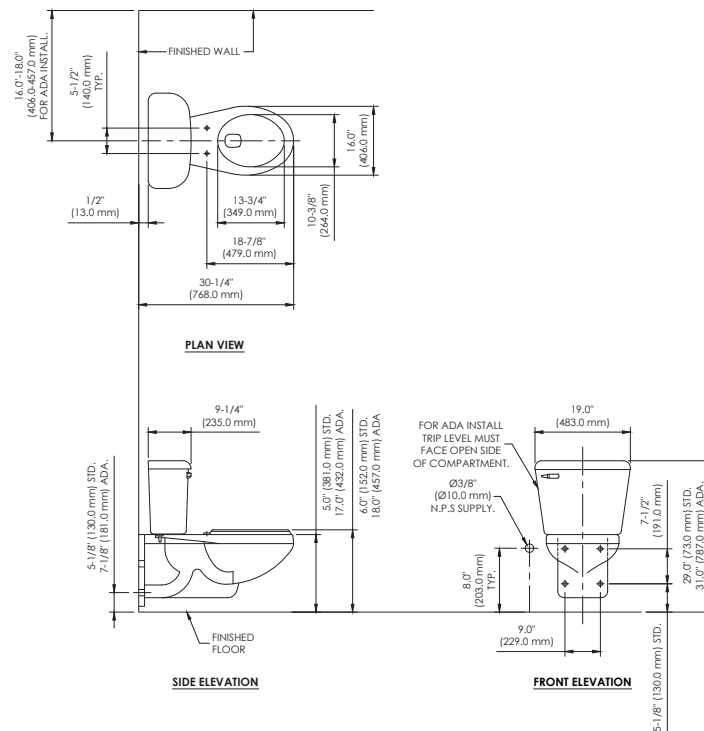
SPECIFICATIONS

MODEL #	DESCRIPTION	CODES/STANDARDS
144-123	Elongated front, rear outlet, wall-mount (1.6 gpf / 6.0 lpf) two-piece toilet	 

MATERIAL	Vitreous China	TRAP DIAMETER	2"
WATER PRESSURE RANGE	35 to 80 PSI	TRAP SEAL	2-1/8"
FLUSH SYSTEM	Flushmate III™ flushing technology	SHIPPING WEIGHT	Model 144 - 61 lbs. (27.6 kg) Model 123 - 41 lbs. (18.5 kg)
WATER USAGE	1.6 gpf / 6.0 lpf	WARRANTY	Vitreous China - Limited Lifetime Vessel - Limited Ten Year (Flushmate)
WATER SURFACE AREA	9-3/4" X 8"		
ROUGH-IN	Rear outlet, wall mount		
MAP RATING	1,000 grams		

TECHNICAL INFORMATION

Note: these dimensions are nominal and subject to change without notice.



When properly installed, this product meets the requirements for the Americans with Disabilities Act of 1990 (ADA).

Refer to local plumbing codes, as they may vary by location and application.

Fixture performance and specifications meet or exceed ASME A112.19.2-2013/CSA B45.1-13 standards, and other state and local codes.