

ITEM NO. 3803786 / MODEL NO. 5074550000




BRENTWOOD® 3672**MANSFIELD®**

72" x 36" x 22-1/2", Acrylic, Swirl-Way® Whirlpool

FEATURES

- High gloss, easy-to-clean acrylic with fiberglass reinforcement
- Whirlpool hydromassage system uses fully controllable, high-pressure back and body jets for complete muscle relief
- Hydro-V back jet system with back and body jets
- Clean, geometric lines
- All jets are directionally and flow adjustable
- Includes one pillow
- Rectangular model with end drain (left- or right-hand installation)
- Pre-leveled legs for easy installation
- Integrated dual armrests for bather's comfort
- Two decorative handles
- Spacious bathing well designed for one-person comfort
- 10-year limited warranty on acrylic
- Installation: Drop-In, Alcove or Undermount
- Available in White

**COMPONENTS**

MODEL #	DESCRIPTION	CODES/STANDARDS
5074550000	72" x 36" x 22-1/2" Rectangular Swirl-Way® Whirlpool. Drain not included.	  
ACCESSORIES		
CAB-	Cable Overflow Drain (White — 1330, Chrome — 1335, Everbrass — 1336, Brushed Nickel — 1337, Oil Rubbed Bronze — 1338, Matte Black — 1339)	
TIP-	Tip Toe Overflow Drain (Chrome — 1335, Everbrass — 1336, Brushed Nickel — 1337, Oil Rubbed Bronze — 1338, Matte Black — 1339)	
SWAPOO	Nailing Flange Kit (includes 14' PVC nailing flange, tacky tape and installation instructions)	



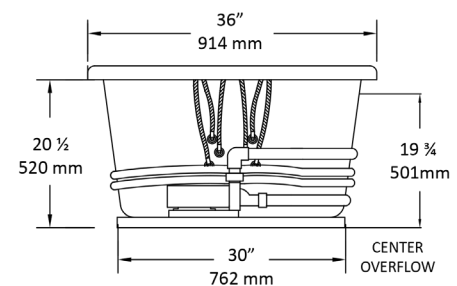
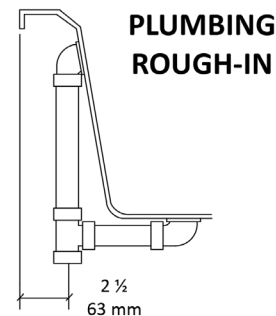
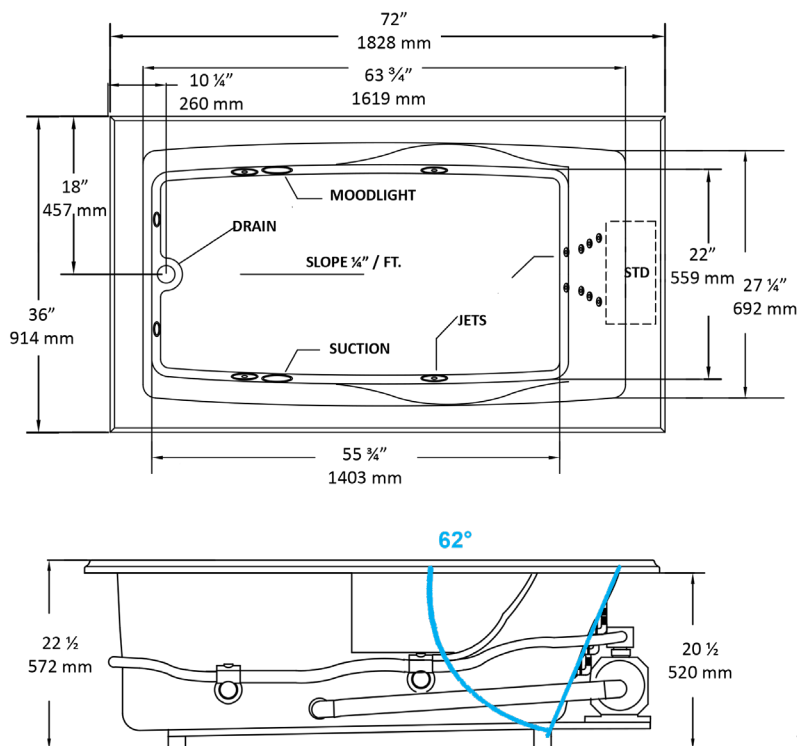
ITEM NO. 3803786 / MODEL NO. 5074550000

BRENTWOOD® 3672**MANSFIELD®**

72" x 36" x 22-1/2", Acrylic, Swirl-Way® Whirlpool

SPECIFICATIONS

MATERIAL	Acrylic, fiberglass reinforced	SOAKING DEPTH	16-1/4'
CONSTRUCTION	Self contained, pre-plumbed whirlpool bath system mounted on pre-leveled base.	NUMBER OF JETS	14
ELECTRICAL REQUIREMENTS	One 120 volt, 20 amp GFCI dedicated circuit. Optional heater: separate 120 volt, 20 amp dedicated circuit.	WATER CAPACITY	65 gal. (min.) / 80 gal. (max)
		FLOOR LOADING WEIGHT	47 lbs. sq.ft.
		SHIPPING WEIGHT	Model 5074550000 - 170 lbs. (77 kg)
		WHIRLPOOL PUMP	9 amp
		WARRANTY	Acrylic - 10-Year

TECHNICAL INFORMATION**Note:** these dimensions are nominal and subject to change without notice.**NOTES:**

1. Pump location is shown for clarity.
2. Required pump motor access is 20" W x 15" H.
3. Measurements may vary 1/4" (+/-)
4. If a factory installed nailing flange is added to a unit, add 1/8" to each side flanged.
5. Removable apron is not available for this unit.
6. These dimensions are nominal and subject to change without notice.

