

# 131-3173RH ALTO® 1.28



Round Front, Vitreous China, Two-Piece Toilet

## FEATURES

- 3-bolt SmartFasten™ tank-to-bowl connection
- 1.28 gpf / 4.8 lpf high efficiency water consumption
- Uses 20% less water than conventional toilets
- Round front bowl
- 3-2" hybrid flapper flush valve
- Fluidmaster® anti-siphon pilot fill valve
- 10" rough-in
- Model 31RH color-match, plastic trip lever
- 2" glazed trapway
- The Mansfield® Limited Lifetime Warranty
- Available in White





**MODEL 131-3173RH**

Toilet seat not included



## COMPONENTS

MODEL #	DESCRIPTION	CODES/STANDARDS
131-3173RH	Round front, two-piece toilet.	 
131	Round front, toilet bowl only. Less toilet seat. Specify color.	
3173RH	Tank and cover only with right hand, front-mount, color-match, plastic trip lever. Fluidmaster® anti-siphon pilot fill valve. Less supply.	
<b>TANK TRIM &amp; REPLACEMENT PARTS</b>		
31RH	Trip lever - color-match, plastic trip lever, right hand	
228	3-2" Hybrid flapper flush valve	
400A	Fluidmaster® anti-siphon pilot fill valve	
2206	Anti-siphon pilot fill valve (compatible replacement)	
630-0207	3" Replacement flapper kit	
160-LID	Tank lid	





# 131-3173RH ALTO® 1.28



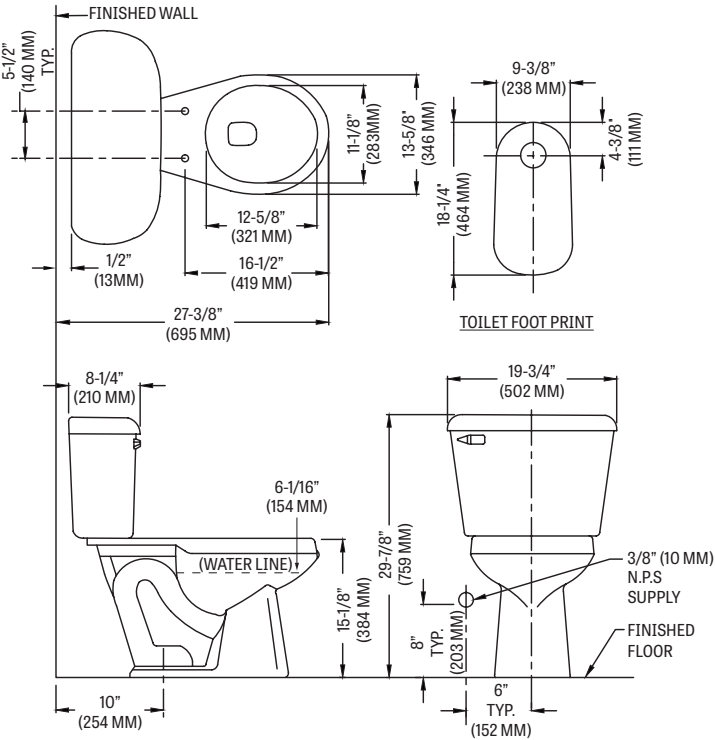
Round Front, Vitreous China, Two-Piece Toilet

## SPECIFICATIONS

MODEL #	DESCRIPTION	CODES/STANDARDS
131-3173RH	Round front (1.28 gpf / 4.8 lpf) two-piece toilet	 

MATERIAL	Vitreous China
WATER PRESSURE RANGE	20 to 80 PSI
FLUSH SYSTEM	3-2" Hybrid flapper flush valve
WATER USAGE	1.28 gpf / 4.8 lpf
WATER SURFACE AREA	8' X 9'
ROUGH-IN	10'
MAP RATING	800 grams

TRAP DIAMETER	2'
TRAP SEAL	2-1/4'
SHIPPING WEIGHT	Model 131 - 47 lbs. (21 kg) Model 3173RH - 33 lbs. (15 kg)
WARRANTY	Vitreous China - Limited Lifetime Tank Trim - Limited One Year

TANK OPTIONS	TECHNICAL INFORMATION
<p><b>3173</b> Standard 1.28 gpf configuration: 3-2" hybrid flapper flush valve, Fluidmaster® anti-siphon pilot fill valve, left hand, color-match trip lever.</p> <p><b>3173RH</b> Variation of model 3173, with right hand, color-match trip lever.</p> <p><b>3165</b> Variation of model 3173, with cover lock.</p> <p><b>3174</b> Variation of model 3173, with tank liner.</p> <p><b>3120</b> Variation of model 3173, with left hand, chrome trip lever.</p>	<p><b>Note:</b> these dimensions are nominal and subject to change without notice.</p>  <p>The technical drawing includes the following dimensions:</p> <ul style="list-style-type: none"> <li><b>Tank Dimensions:</b> <ul style="list-style-type: none"> <li>Top width: 5-1/2" (140 MM) TYP.</li> <li>Bottom width: 1/2" (13 MM)</li> <li>Front width: 27-3/8" (695 MM)</li> <li>Height from top to bottom flange: 11-1/8" (283 MM)</li> <li>Height from top to water line: 13-5/8" (346 MM)</li> <li>Water line height: 6-1/16" (154 MM)</li> <li>Height from water line to bottom flange: 15-1/8" (384 MM)</li> <li>Distance from front wall to bottom flange: 12-5/8" (321 MM)</li> <li>Distance from front wall to trap center: 16-1/2" (419 MM)</li> </ul> </li> <li><b>Toilet Foot Print Dimensions:</b> <ul style="list-style-type: none"> <li>Top width: 9-3/8" (238 MM)</li> <li>Bottom width: 18-1/4" (464 MM)</li> <li>Height from top to bottom flange: 4-3/8" (111 MM)</li> <li>Distance from front wall to trap center: 18-1/4" (464 MM)</li> </ul> </li> <li><b>Overall Dimensions:</b> <ul style="list-style-type: none"> <li>Front wall to trap center: 10" (254 MM)</li> <li>Front wall to tank top: 8-1/4" (210 MM)</li> <li>Front wall to tank bottom: 29-7/8" (759 MM)</li> <li>Front wall to bowl bottom: 8" TYP. (203 MM)</li> <li>Trap diameter: 6" TYP. (152 MM)</li> <li>Trap seal: 3/8" (10 MM) N.P.S. SUPPLY</li> <li>Finished floor to trap center: 8" TYP. (203 MM)</li> </ul> </li> </ul>

Fixture performance and specifications meet or exceed ASME A112.19.2/CSA B45.1 standards, and other state and local codes.

