


SPECIFICATIONS

Features/Benefits

- Ceramic Disc Cartridge
- 7 9/16" High Spout, 3 9/16" Spout Reach Laminar Flow
- All Metal Touch-Down Drain Assembly
- 3-Hole Mount, 6" - 12" Installation
- 1.2 gpm (4.5 L/min) Maximum Flow Rate @60 psi

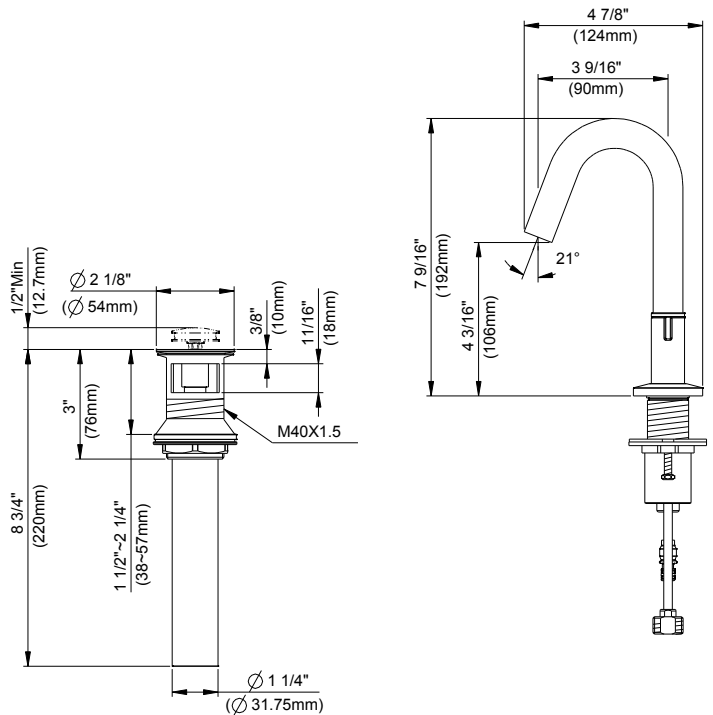
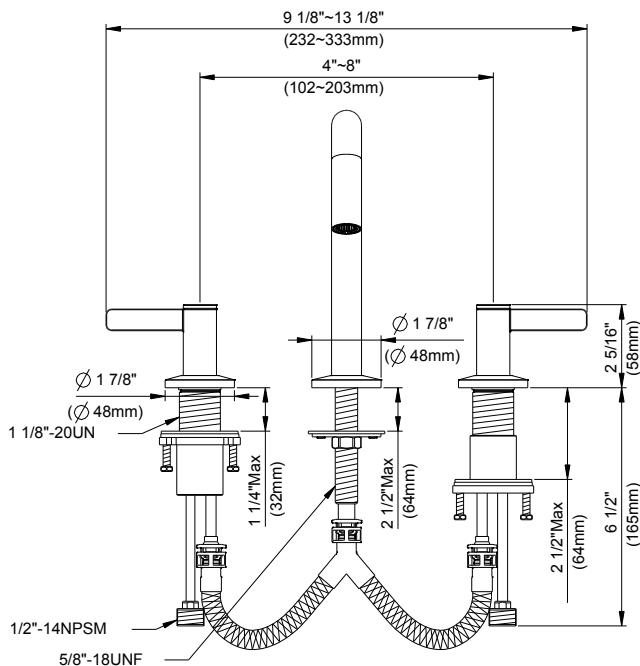


Available Color/Finishes

Color	Description
	Chrome

Please see danze.com or current price list for available finishes.
Finish is defined by additional suffix.

Standards & Certifications



Submittal Information:

Name: _____
Location: _____

Contractor: _____
Contact #: _____