

# 117-3173 ALTO® 1.28

**MANSFIELD®**

Round Front, SmartHeight, Vitreous China, Two-Piece Toilet

## FEATURES

- 3-bolt SmartFasten tank-to-bowl connection
- 1.28 gpf / 4.8 lpf high efficiency water consumption
- Uses 20% less water than conventional toilets
- Round front SmartHeight bowl
- 3-2" hybrid flapper flush valve
- Fluidmaster® anti-siphon pilot fill valve
- 12" rough-in
- Model 31 color-match, plastic trip lever
- Trip lever operating force 5 pounds or less
- 2" glazed trapway
- The Mansfield® Limited Lifetime Warranty
- Available in White, Biscuit, and Bone



### MODEL 117-3173

Toilet seat not included

Available as CTK



ROUND







SMARTHEIGHT ADA



CTK

## COMPONENTS

MODEL #	DESCRIPTION	CODES/STANDARDS
<b>117-3173</b> (011710010 - 317310000)	Round front, SmartHeight two-piece toilet.	 HIGH EFFICIENCY TOILET  C  WaterSense EPA Certified DURABLE PERFORMANT  ADA COMPLIANT
<b>117</b> (011710010 - 317310000)	Round front, SmartHeight toilet bowl only. Less toilet seat. Specify color.	
<b>3173</b> (317310000)	Tank and cover only with left hand, front-mount, color-match, plastic trip lever. Fluidmaster® fill valve. Less supply. Specify color.	
TANK TRIM & REPLACEMENT PARTS		
<b>31</b>	Trip lever – color-match, plastic trip lever, left hand	
<b>228</b>	3-2” Hybrid flapper flush valve	
<b>400A</b>	Fluidmaster® anti-siphon pilot fill valve	
<b>2206</b>	Anti-siphon pilot fill valve (compatible replacement)	
<b>630-0207</b>	3” Replacement flapper kit	
<b>160-LID</b>	Tank lid	





When properly installed, this product meets the requirements for the Americans with Disabilities Act of 1990 (ADA).  
Refer to local plumbing codes, as they may vary by location and application.

# 117-3173 ALTO® 1.28



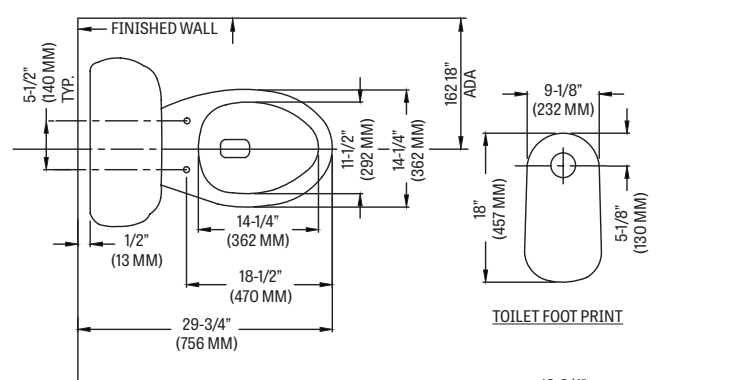
Round Front, SmartHeight, Vitreous China, Two-Piece Toilet

## SPECIFICATIONS

MODEL #	DESCRIPTION	CODES/STANDARDS
117-3173	Round front SmartHeight (1.28 gpf / 4.8 lpf) two-piece toilet	   

MATERIAL	Vitreous China
WATER PRESSURE RANGE	20 to 80 PSI
FLUSH SYSTEM	3-2" Hybrid flapper flush valve
WATER USAGE	1.28 gpf / 4.8 lpf
WATER SURFACE AREA	8" X 9"
ROUGH-IN	12"
MaP RATING	800 grams

TRAP DIAMETER	2"
TRAP SEAL	2-7/8"
SHIPPING WEIGHT	Model 117 - 49 lbs. (22 kg) Model 3173 - 34 lbs. (15 kg)
WARRANTY	Vitreous China - Limited Lifetime Tank Trim - Limited One Year

TANK OPTIONS	TECHNICAL INFORMATION												
	<b>Note:</b> these dimensions are nominal and subject to change without notice.												
<table> <tr> <td>3173</td><td>Standard 1.28 gpf configuration: 3-2" hybrid flapper flush valve, Fluidmaster® anti-siphon pilot fill valve, left hand, color-match trip lever.</td></tr> <tr> <td>3173RH</td><td>Variation of model 3173, with right hand, color-match trip lever.</td></tr> <tr> <td>3165</td><td>Variation of model 3173, with cover lock.</td></tr> <tr> <td>3174</td><td>Variation of model 3173, with tank liner.</td></tr> <tr> <td>3120</td><td>Variation of model 3173, with left hand, chrome trip lever.</td></tr> <tr> <td>3125</td><td>Variation of model 3173, 14" rough-in.</td></tr> </table>	3173	Standard 1.28 gpf configuration: 3-2" hybrid flapper flush valve, Fluidmaster® anti-siphon pilot fill valve, left hand, color-match trip lever.	3173RH	Variation of model 3173, with right hand, color-match trip lever.	3165	Variation of model 3173, with cover lock.	3174	Variation of model 3173, with tank liner.	3120	Variation of model 3173, with left hand, chrome trip lever.	3125	Variation of model 3173, 14" rough-in.	 <p>TOILET FOOT PRINT</p> <p>FOR ADA INSTALL TRIP LEVEL MUST FACE OPEN SIDE OF COMPARTMENT</p> <p>FINISHED WALL</p> <p>FINISHED FLOOR</p> <p>*Toilet seat not included</p>
3173	Standard 1.28 gpf configuration: 3-2" hybrid flapper flush valve, Fluidmaster® anti-siphon pilot fill valve, left hand, color-match trip lever.												
3173RH	Variation of model 3173, with right hand, color-match trip lever.												
3165	Variation of model 3173, with cover lock.												
3174	Variation of model 3173, with tank liner.												
3120	Variation of model 3173, with left hand, chrome trip lever.												
3125	Variation of model 3173, 14" rough-in.												

Fixture performance and specifications meet or exceed ASME A112.19.2/CSA B45.1 standards, and other state and local codes.