

151-123 QUANTUM®

MANSFIELD®

Elongated Front, Pressure-Assist, Rear Outlet, Floor-Mount, ADA*, SmartHeight Vitreous China, Two-Piece Toilet

FEATURES

- High performance, pressure-assist Flushmate III™ system
- 1.6 gpf / 6.0 lpf low water consumption
- Elongated front, floor-mount, rear outlet SmartHeight bowl
- Model 45 chrome-plated, metal trip lever
- 1-7/8" glazed trapway
- The Mansfield® limited lifetime warranty on china, Flushmate ten-year limited warranty on vessel
- Available in White

*Meets ADA height requirement when installed with a regular toilet seat



MODEL 151-123

Toilet seat not included





ELONGATED



SMARTHEIGHT ADA

COMPONENTS

MODEL #	DESCRIPTION	CODES/STANDARDS
151-123 (151010000-123010000)	Elongated front, ADA*, floor-mount, rear outlet, pressure-assist, two-piece toilet.	 
151 (151010000)	Elongated front, ADA*,rear outlet, floor-mount, pressure-assist, SmartHeight bowl only. Toilet seat not included.	
123 (123010000)	Pressure-assist tank and cover only with left hand chrome-plated, metal trip lever. Supply not included.	
TANK OPTIONS		
123RH	Pressure-assist tank and cover only with right hand chrome-plated, metal trip lever. Supply not included.	
122	Pressure-assist tank and cover only with chrome-plated, plastic push button actuator. Supply not included.	
TANK TRIM & REPLACEMENT PARTS		
45	Trip lever - chrome-plated, metal trip lever, left hand	
125-LID	Tank lid	
FLUSHMATE® 503	Pressure-assist flushing system. Separate warranty applies. Contact FLUSHMATE® at 1-800-533-3460.	

151-123 QUANTUM®



Elongated Front, Pressure-Assist, Rear Outlet, Floor-Mount, ADA*, SmartHeight Vitreous China, Two-Piece Toilet

SPECIFICATIONS

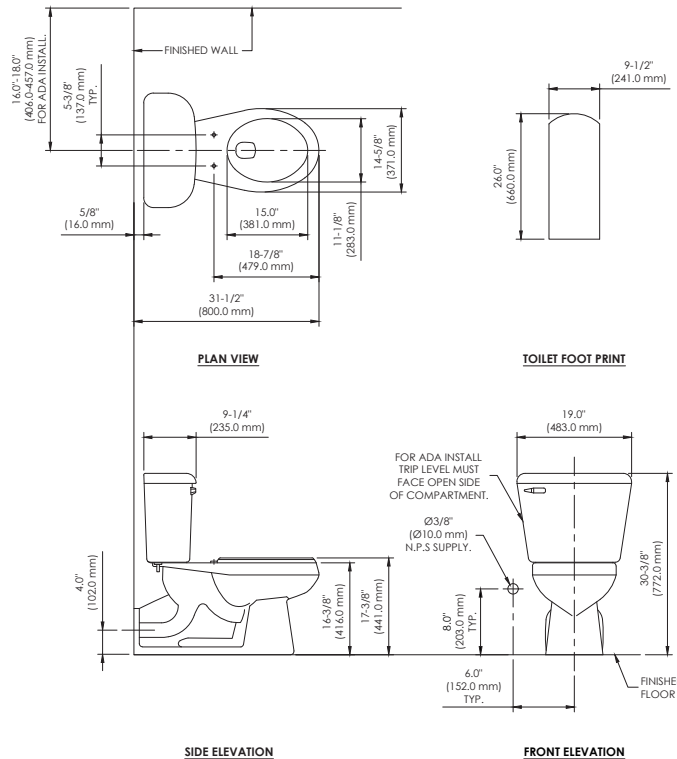
MODEL #	DESCRIPTION	CODES/STANDARDS
151-123	Elongated front, rear outlet, floor-mount SmartHeight (1.6 gpf / 6.0 lpf) two-piece toilet	

MATERIAL	Vitreous China
WATER PRESSURE RANGE	35 to 80 PSI
FLUSH SYSTEM	Flushmate III™ flushing technology
WATER USAGE	1.6 gpf / 6.0 lpf
WATER SURFACE AREA	10-1/2" X 12-1/4"
ROUGH-IN	Rear outlet
MaP RATING	1,000 grams

TRAP DIAMETER	1-7/8"
TRAP SEAL	2-3/4"
SHIPPING WEIGHT	Model 151 - 61 lbs. (27.6 kg) Model 123 - 41 lbs. (18.5 kg)
WARRANTY	Vitreous China - Limited Lifetime Vessel - Limited Ten Year (Flushmate)

TECHNICAL INFORMATION

Note: these dimensions are nominal and subject to change without notice.



* TOILET SEAT NOT INCLUDED, DIMENSIONS HERE REPRESENT AN STANDARD TOILET SEAT.

Fixture performance and specifications meet or exceed ASME A112.19.2-2013/CSA B45.1-13 standards, and other state and local codes.