

## Features

- For use with K-18829-NA 2"x4" in-wall tank and carrier system.
- Dual flush actuator offers a choice of 0.8 or 1.6 gallons per flush (gpf).
- Large flush actuator plate opening can be removed for easy access to inner tank.
- Organic design lines fit well with any style of decor.

## Installation

- See installation guide and installation video for more detailed information.

## Water Conservation & Rebates

- WaterSense® toilets meet strict EPA flushing guidelines, including using at least 20 percent less water than 1.6-gallon toilets.
- Eligible for consumer rebates in some municipalities.



## Codes/Standards




None Applicable

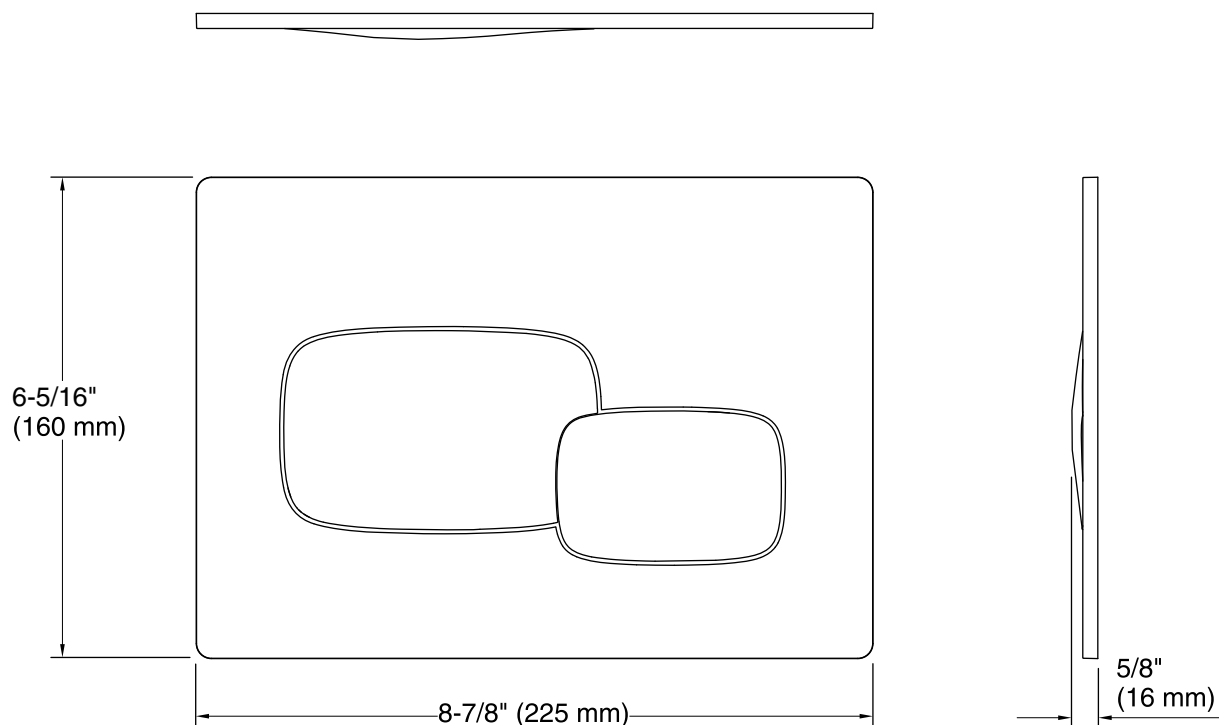
## KOHLER® One-Year Limited Warranty

See website for detailed warranty information.

## Available Color/Finishes

*Color tiles intended for reference only.*

Color	Code	Description
	CP	Polished Chrome
	AF	Vibrant® French Gold
	BN	Vibrant® Brushed Nickel
	2BZ	Oil-Rubbed Bronze
	0	White
	7	Black Black™



## Technical Information

All product dimensions are nominal.

## Notes

Install this product according to the installation guide.