

# 117-3125 ALTO® 1.28



Round Front, SmartHeight™, Vitreous China, Two-Piece Toilet

## FEATURES

- 3-bolt SmartFasten™ tank-to-bowl connection
- 1.28 gpf / 4.8 lpf high efficiency water consumption
- Uses 20% less water than conventional toilets
- Round front SmartHeight™ bowl
- 3-2" hybrid flapper flush valve
- Fluidmaster® anti-siphon pilot fill valve
- 14" rough-in
- Model 31 color-match, plastic trip lever
- 2" glazed trapway
- The Mansfield® Limited Lifetime Warranty
- Available in White



**MODEL 117-3125**

Toilet seat not included






ROUND



SMARTHEIGHT ADA

## COMPONENTS

| MODEL #                       | DESCRIPTION   | CODES/STANDARDS   |
|-------------------------------|---|---|
| 117-3125                      | Round front, SmartHeight™ two-piece toilet.   |    |
| 117                           | Round front, SmartHeight™ toilet bowl only. Less toilet seat. Specify color.  |   |
| 3125                          | Tank and cover only with left hand, front-mount, color-match, plastic trip lever. Fluidmaster® anti-siphon pilot fill valve. Less supply. |   |
| TANK TRIM & REPLACEMENT PARTS |   |   |
| 31                            | Trip lever – color-match, plastic trip lever, left hand   |   |
| 228                           | 3-2" Hybrid flapper flush valve   |   |
| 400A                          | Fluidmaster® anti-siphon pilot fill valve   |   |
| 2206                          | Anti-siphon pilot fill valve (compatible replacement)   |   |
| 630-0207                      | 3" Replacement flapper kit  |   |
| 160-LID                       | Tank lid  |   |




When properly installed, this product meets the requirements for the Americans with Disabilities Act of 1990 (ADA). Refer to local plumbing codes, as they may vary by location and application.

# 117-3125 ALTO<sup>®</sup> 1.28



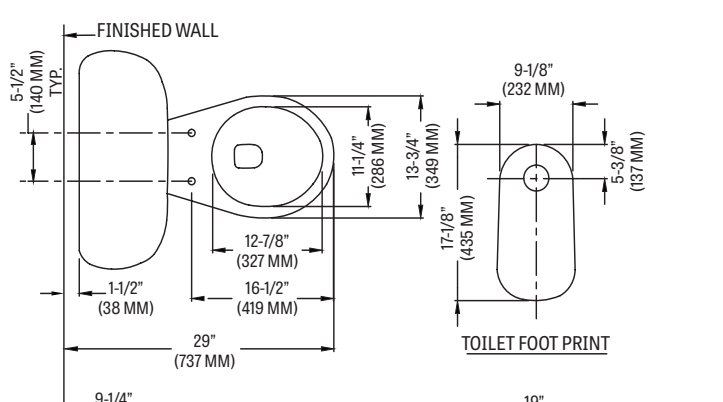
Round Front, SmartHeight™, Vitreous China, Two-Piece Toilet

## SPECIFICATIONS

| MODEL #  | DESCRIPTION  | CODES/STANDARDS   |
|----------|--|---|
| 117-3125 | Round front SmartHeight™ (1.28 gpf / 4.8 lpf) two-piece toilet |    |

|                      |                                 |
|----------------------|---------------------------------|
| MATERIAL             | Vitreous China                  |
| WATER PRESSURE RANGE | 20 to 80 PSI                    |
| FLUSH SYSTEM         | 3-2" Hybrid flapper flush valve |
| WATER USAGE          | 1.28 gpf / 4.8 lpf              |
| WATER SURFACE AREA   | 8" X 9"                         |
| ROUGH-IN             | 14"                             |
| MaP RATING           | 800 grams                       |

|                 |   |
|-----------------|---|
| TRAP DIAMETER   | 2"  |
| TRAP SEAL       | 2-7/8"  |
| SHIPPING WEIGHT | Model 117 - 49 lbs. (22 kg)<br>Model 3125 - 34 lbs. (15 kg)       |
| WARRANTY        | Vitreous China - Limited Lifetime<br>Tank Trim - Limited One Year |

| TANK OPTIONS   | TECHNICAL INFORMATION   |
|--|---|
| <p><b>3173</b> Standard 1.28 gpf configuration: 3-2" hybrid flapper flush valve, Fluidmaster® anti-siphon pilot fill valve, left hand, color-match trip lever.</p> <p><b>3173RH</b> Variation of model 3173, with right hand, color-match trip lever.</p> <p><b>3165</b> Variation of model 3173, with cover lock.</p> <p><b>3174</b> Variation of model 3173, with tank liner.</p> <p><b>3120</b> Variation of model 3173, with left hand, chrome trip lever.</p> <p><b>3125</b> Variation of model 3173, 14" rough-in.</p> | <p><b>Note:</b> these dimensions are nominal and subject to change without notice.</p>  |

Fixture performance and specifications meet or exceed ASME A112.19.2/CSA B45.1 standards, and other state and local codes.