

117-3125 ALTO® 1.28

MANSFIELD®

Round Front, ADA, 17", Vitreous China, Two-Piece Toilet

FEATURES

- 3-bolt SmartFasten tank-to-bowl connection
- 1.28 gpf / 4.8 lpf high efficiency water consumption
- Uses 20% less water than conventional toilets
- Round front SmartHeight bowl
- 3-2" hybrid flapper flush valve
- Fluidmaster® anti-siphon pilot fill valve
- 14" rough-in
- Model 31 color-match, plastic trip lever
- 2" glazed trapway
- The Mansfield® Limited Lifetime Warranty
- Available in White



MODEL 117-3125

Toilet seat not included







ROUND



17" ADA

COMPONENTS

MODEL #	DESCRIPTION	CODES/STANDARDS
117-3125 (011711710-312510007)	Round front, ADA, SmartHeight two-piece toilet.	   
117 (011711710)	Round front, ADA, SmartHeight toilet bowl only. Toilet seat not included.	
3125 (312510007)	Tank and cover only with left hand, front-mount, color-match plastic trip lever. Fluidmaster® anti-siphon pilot fill valve.	

TANK TRIM & REPLACEMENT PARTS	
31	Trip lever-color-match, plastic trip level, left hand
228	3-2" Hybrid flapper flush valve
400A	Fluidmaster® anti-siphon pilot fill valve
2206	Anti-siphon pilot fill valve (compatible replacement)
630-0207	3" Replacement flapper kit
160-LID	Tank lid

117-3125 ALTO[®] 1.28



Round Front, 17", Vitreous China, Two-Piece Toilet

SPECIFICATIONS

MODEL #	DESCRIPTION	CODES/STANDARDS
117-3125	Round front, 17" (1.28 gpf / 4.8 lpf) two piece toilet	

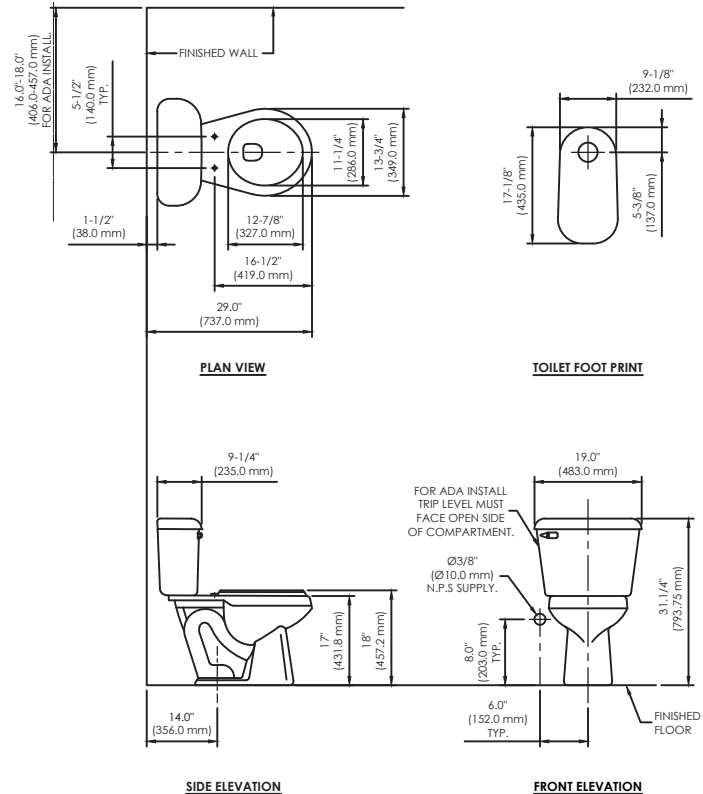
MATERIAL	Vitreous China
WATER PRESSURE RANGE	20 to 80 PSI
FLUSH SYSTEM	3-2" Hybrid flapper flush valve
WATER USAGE	1.28 gpf / 4.8 lpf
WATER SURFACE AREA	8"x 9"
ROUGH-IN	14"
MaP RATING	800 grams

TRAP DIAMETER	2"
TRAP SEAL	2-7/8"
SHIPPING WEIGHT	Model 117 - 46.74 lbs (21.2 kg) Model 3125 - 34 lbs (15 kg)
WARRANTY	Vitreous China - Limited Lifetime Tank Trim - Limited One Year

TANK OPTIONS	TECHNICAL INFORMATION
--------------	-----------------------

3173	Standard 1.28 gpf configuration: 3-2" hybrid flapper flush valve, Fluidmaster [®] anti-siphon pilot fill valve, left hand, color-match trip lever.
3173RH	Variation of model 3173, with right hand, color-match trip lever
3165	Variation of model 3173, with cover lock.
3174	Variation of model 3173, with tank liner.
3120	Variation of model 3173, with left hand, chrome trip lever.
3125	Variation of model 3173, 14" rough-in.

Note: these dimensions are nominal and subject to change without notice.



* TOILET SEAT NOT INCLUDED, DIMENSIONS HERE REPRESENT AN STANDARD TOILET SEAT.

Fixture performance and specifications meet or exceed ASME A112.19.2/CSA B45.1 standards, and other state and local codes.