

117-173RH ALTO®

MANSFIELD®

Round Front, SmartHeight™, Vitreous China, Two-Piece Toilet

FEATURES

- 3-bolt SmartFasten™ tank-to-bowl connection
- 1.6 gpf / 6.0 lpf low water consumption
- Round front SmartHeight™ bowl
- 2" flapper flush valve
- Fluidmaster® pilot operated anti-siphon fill valve
- 12" rough-in
- Model 31RH color-match, plastic trip lever
- 2" glazed trapway
- The Mansfield® Limited Lifetime Warranty
- Available in White



MODEL 117-173RH

Toilet seat not included





ROUND



SMARTHEIGHT ADA

COMPONENTS

| MODEL # | DESCRIPTION | CODES/STANDARDS |
|-------------------------------|--|---|
| 117-173RH | Round front, SmartHeight™ two-piece toilet. |   |
| 117 | Round front, SmartHeight™ toilet bowl only. Less toilet seat. Specify color. | |
| 173RH | Tank and cover only with right hand, front-mount, color-match, plastic trip lever. Pilot fill valve and 2" flapper. Less supply. | |
| TANK TRIM & REPLACEMENT PARTS | | |
| 31RH | Trip lever - color-match, plastic trip lever, right hand | |
| 203A | 2" Flapper flush valve | |
| 2206 | Anti-siphon pilot fill valve | |
| 630-0173 | 2" Replacement flapper kit | |
| 160-LID | Tank lid | |

When properly installed, this product meets the requirements for the Americans with Disabilities Act of 1990 (ADA). Refer to local plumbing codes, as they may vary by location and application.





117-173RH ALTO®



Round Front, SmartHeight™, Vitreous China, Two-Piece Toilet

SPECIFICATIONS

| MODEL # | DESCRIPTION | CODES/STANDARDS |
|-----------|---|---|
| 117-173RH | Round front SmartHeight™ (1.6 gpf / 6.0 lpf) two-piece toilet |   |

| | |
|----------------------|------------------------|
| MATERIAL | Vitreous China |
| WATER PRESSURE RANGE | 20 to 80 PSI |
| FLUSH SYSTEM | 2" Flapper flush valve |
| WATER USAGE | 1.6 gpf / 6.0 lpf |
| WATER SURFACE AREA | 8' X 9' |
| ROUGH-IN | 12' |
| MAP RATING | 800 grams |

| | |
|-----------------|---|
| TRAP DIAMETER | 2' |
| TRAP SEAL | 2-7/8" |
| SHIPPING WEIGHT | Model 117 - 49 lbs. (22.2 kg) Model 173RH - 34 lbs. (15.4 kg) |
| WARRANTY | Vitreous China - Limited Lifetime Tank Trim - Limited One Year |

| TANK OPTIONS | TECHNICAL INFORMATION | | | | | | | | | | | | | | | | | | | | | | | | | | | | |
|---|--|--|-------|---|-----|---|-----|--|-----|--|-----|---|-----|--|-------|---|-----|--|-----|---|-----|--|-----|--|-----|---|-----|--|--|
| | Note: these dimensions are nominal and subject to change without notice. | | | | | | | | | | | | | | | | | | | | | | | | | | | | |
| <table border="1"> <tbody> <tr> <td>160</td> <td>Standard 1.6 gpf configuration: 2" flush tower; anti-siphon ballcock, left hand, chrome trip lever.</td> </tr> <tr> <td>160RH</td> <td>Variation of model 160, with right hand trip lever.</td> </tr> <tr> <td>161</td> <td>Variation of model 160, with Fluidmaster® anti-siphon pilot fill valve.</td> </tr> <tr> <td>165</td> <td>Variation of model 160, with cover lock.</td> </tr> <tr> <td>170</td> <td>Variation of model 160, with tank liner.</td> </tr> <tr> <td>172</td> <td>Variation of model 160, with Fluidmaster® anti-siphon pilot fill valve, 2" flapper and chrome trip lever.</td> </tr> <tr> <td>173</td> <td>Variation of model 160, with Fluidmaster® anti-siphon pilot fill valve, 2" flapper and color-match trip lever.</td> </tr> <tr> <td>173RH</td> <td>Variation of model 173, with right hand trip lever.</td> </tr> <tr> <td>174</td> <td>Variation of model 173, with tank liner.</td> </tr> <tr> <td>175</td> <td>Variation of model 160, with cover lock and tank liner.</td> </tr> <tr> <td>180</td> <td>Variation of model 160, with color-match trip lever.</td> </tr> <tr> <td>181</td> <td>Variation of model 160, with Fluidmaster® anti-siphon pilot fill valve and color-match trip lever.</td> </tr> <tr> <td>190</td> <td>Variation of model 160, with color-match trip lever and tank liner.</td> </tr> <tr> <td>125</td> <td>Variation of model 160, with 14" rough-in.</td> </tr> </tbody> </table> | 160 | Standard 1.6 gpf configuration: 2" flush tower; anti-siphon ballcock, left hand, chrome trip lever. | 160RH | Variation of model 160, with right hand trip lever. | 161 | Variation of model 160, with Fluidmaster® anti-siphon pilot fill valve. | 165 | Variation of model 160, with cover lock. | 170 | Variation of model 160, with tank liner. | 172 | Variation of model 160, with Fluidmaster® anti-siphon pilot fill valve, 2" flapper and chrome trip lever. | 173 | Variation of model 160, with Fluidmaster® anti-siphon pilot fill valve, 2" flapper and color-match trip lever. | 173RH | Variation of model 173, with right hand trip lever. | 174 | Variation of model 173, with tank liner. | 175 | Variation of model 160, with cover lock and tank liner. | 180 | Variation of model 160, with color-match trip lever. | 181 | Variation of model 160, with Fluidmaster® anti-siphon pilot fill valve and color-match trip lever. | 190 | Variation of model 160, with color-match trip lever and tank liner. | 125 | Variation of model 160, with 14" rough-in. | |
| 160 | Standard 1.6 gpf configuration: 2" flush tower; anti-siphon ballcock, left hand, chrome trip lever. | | | | | | | | | | | | | | | | | | | | | | | | | | | | |
| 160RH | Variation of model 160, with right hand trip lever. | | | | | | | | | | | | | | | | | | | | | | | | | | | | |
| 161 | Variation of model 160, with Fluidmaster® anti-siphon pilot fill valve. | | | | | | | | | | | | | | | | | | | | | | | | | | | | |
| 165 | Variation of model 160, with cover lock. | | | | | | | | | | | | | | | | | | | | | | | | | | | | |
| 170 | Variation of model 160, with tank liner. | | | | | | | | | | | | | | | | | | | | | | | | | | | | |
| 172 | Variation of model 160, with Fluidmaster® anti-siphon pilot fill valve, 2" flapper and chrome trip lever. | | | | | | | | | | | | | | | | | | | | | | | | | | | | |
| 173 | Variation of model 160, with Fluidmaster® anti-siphon pilot fill valve, 2" flapper and color-match trip lever. | | | | | | | | | | | | | | | | | | | | | | | | | | | | |
| 173RH | Variation of model 173, with right hand trip lever. | | | | | | | | | | | | | | | | | | | | | | | | | | | | |
| 174 | Variation of model 173, with tank liner. | | | | | | | | | | | | | | | | | | | | | | | | | | | | |
| 175 | Variation of model 160, with cover lock and tank liner. | | | | | | | | | | | | | | | | | | | | | | | | | | | | |
| 180 | Variation of model 160, with color-match trip lever. | | | | | | | | | | | | | | | | | | | | | | | | | | | | |
| 181 | Variation of model 160, with Fluidmaster® anti-siphon pilot fill valve and color-match trip lever. | | | | | | | | | | | | | | | | | | | | | | | | | | | | |
| 190 | Variation of model 160, with color-match trip lever and tank liner. | | | | | | | | | | | | | | | | | | | | | | | | | | | | |
| 125 | Variation of model 160, with 14" rough-in. | | | | | | | | | | | | | | | | | | | | | | | | | | | | |

Fixture performance and specifications meet or exceed ASME A112.19.2/CSA B45.1 standards, and other state and local codes.

