

117-125 ALTO®



Round Front, SmartHeight™, Vitreous China, Two-Piece Toilet

FEATURES

- 3-bolt SmartFasten™ tank-to-bowl connection
- 1.6 gpf / 6.0 lpf low water consumption
- Round front SmartHeight™ bowl
- 2" flush tower
- Fluidmaster® anti-siphon pilot fill valve
- 14" rough-in
- Model 40 chrome-plated, plastic trip lever
- 2" glazed trapway
- The Mansfield® Limited Lifetime Warranty
- Available in White



MODEL 117-125

Toilet seat not included





ROUND



SMARTHEIGHT ADA

COMPONENTS

| MODEL # | DESCRIPTION | CODES/STANDARDS |
|-------------------------------|---|---|
| 117-125 | Round front, SmartHeight™ two-piece toilet. |   |
| 117 | Round front, SmartHeight™ toilet bowl only. Less toilet seat. Specify color. | |
| 125 | Tank and cover only with left hand, front-mount, chrome-plated, plastic trip lever. Fluidmaster® anti-siphon pilot fill valve. Less supply. | |
| TANK TRIM & REPLACEMENT PARTS | | |
| 40 | Trip lever - chrome-plated, plastic trip lever, left hand | |
| 211-1112 | Flush tower | |
| 400A | Fluidmaster® anti-siphon pilot fill valve | |
| 630-0030 | Replacement flush valve seal | |
| 125-LID | Tank lid (14" Rough-in) | |



When properly installed, this product meets the requirements for the Americans with Disabilities Act of 1990 (ADA). Refer to local plumbing codes, as they may vary by location and application.

117-125 ALTO®



Round Front, SmartHeight™, Vitreous China, Two-Piece Toilet

SPECIFICATIONS

| MODEL # | DESCRIPTION | CODES/STANDARDS |
|---------|---|---|
| 117-125 | Round front SmartHeight™ (1.6 gpf / 6.0 lpf) two-piece toilet |   |

| | |
|----------------------|-------------------|
| MATERIAL | Vitreous China |
| WATER PRESSURE RANGE | 20 to 80 PSI |
| FLUSH SYSTEM | 2" Flush Tower |
| WATER USAGE | 1.6 gpf / 6.0 lpf |
| WATER SURFACE AREA | 8" X 9" |
| ROUGH-IN | 14" |
| MaP RATING | 800 grams |

| | |
|-----------------|---|
| TRAP DIAMETER | 2" |
| TRAP SEAL | 2-7/8" |
| SHIPPING WEIGHT | Model 117 - 49 lbs. (22.2 kg) Model 125 - 46 lbs. (20.8 kg) |
| WARRANTY | Vitreous China - Limited Lifetime Tank Trim - Limited One Year |

| TANK OPTIONS | TECHNICAL INFORMATION | | | | | | | | | | | | | | | | | | | | | | | | |
|--|--|--|-------|---|-----|--|-----|--|-----|--|-----|---|-------|---|-----|--|-----|---|-----|--|-----|---|-----|--|--|
| <table border="1"> <tbody> <tr> <td>160</td> <td>Standard 1.6 gpf configuration: 2" flush tower, Fluidmaster® anti-siphon pilot fill valve, left hand, chrome trip lever.</td> </tr> <tr> <td>160RH</td> <td>Variation of model 160, with right hand trip lever.</td> </tr> <tr> <td>165</td> <td>Variation of model 160, with cover lock.</td> </tr> <tr> <td>170</td> <td>Variation of model 160, with tank liner.</td> </tr> <tr> <td>172</td> <td>Variation of model 160, with 2" flapper flush valve and chrome trip lever.</td> </tr> <tr> <td>173</td> <td>Variation of model 160, with 2" flapper flush valve and color-match trip lever.</td> </tr> <tr> <td>173RH</td> <td>Variation of model 173, with right hand trip lever.</td> </tr> <tr> <td>174</td> <td>Variation of model 173, with tank liner.</td> </tr> <tr> <td>175</td> <td>Variation of model 160, with cover lock and tank liner.</td> </tr> <tr> <td>180</td> <td>Variation of model 160, with color-match trip lever.</td> </tr> <tr> <td>190</td> <td>Variation of model 160, with color-match trip lever and tank liner.</td> </tr> <tr> <td>125</td> <td>Variation of model 160, with 14" rough-in.</td> </tr> </tbody> </table> | 160 | Standard 1.6 gpf configuration: 2" flush tower, Fluidmaster® anti-siphon pilot fill valve, left hand, chrome trip lever. | 160RH | Variation of model 160, with right hand trip lever. | 165 | Variation of model 160, with cover lock. | 170 | Variation of model 160, with tank liner. | 172 | Variation of model 160, with 2" flapper flush valve and chrome trip lever. | 173 | Variation of model 160, with 2" flapper flush valve and color-match trip lever. | 173RH | Variation of model 173, with right hand trip lever. | 174 | Variation of model 173, with tank liner. | 175 | Variation of model 160, with cover lock and tank liner. | 180 | Variation of model 160, with color-match trip lever. | 190 | Variation of model 160, with color-match trip lever and tank liner. | 125 | Variation of model 160, with 14" rough-in. | <p>Note: these dimensions are nominal and subject to change without notice.</p> |
| 160 | Standard 1.6 gpf configuration: 2" flush tower, Fluidmaster® anti-siphon pilot fill valve, left hand, chrome trip lever. | | | | | | | | | | | | | | | | | | | | | | | | |
| 160RH | Variation of model 160, with right hand trip lever. | | | | | | | | | | | | | | | | | | | | | | | | |
| 165 | Variation of model 160, with cover lock. | | | | | | | | | | | | | | | | | | | | | | | | |
| 170 | Variation of model 160, with tank liner. | | | | | | | | | | | | | | | | | | | | | | | | |
| 172 | Variation of model 160, with 2" flapper flush valve and chrome trip lever. | | | | | | | | | | | | | | | | | | | | | | | | |
| 173 | Variation of model 160, with 2" flapper flush valve and color-match trip lever. | | | | | | | | | | | | | | | | | | | | | | | | |
| 173RH | Variation of model 173, with right hand trip lever. | | | | | | | | | | | | | | | | | | | | | | | | |
| 174 | Variation of model 173, with tank liner. | | | | | | | | | | | | | | | | | | | | | | | | |
| 175 | Variation of model 160, with cover lock and tank liner. | | | | | | | | | | | | | | | | | | | | | | | | |
| 180 | Variation of model 160, with color-match trip lever. | | | | | | | | | | | | | | | | | | | | | | | | |
| 190 | Variation of model 160, with color-match trip lever and tank liner. | | | | | | | | | | | | | | | | | | | | | | | | |
| 125 | Variation of model 160, with 14" rough-in. | | | | | | | | | | | | | | | | | | | | | | | | |

Fixture performance and specifications meet or exceed ASME A112.19.2/CSA B45.1 standards, and other state and local codes.