

660452 & 660552 PRO-SPEC 3060TFS AFR

MANSFIELD®

Pro-Spec Builder Series Bathtub

FEATURES

- 60" x 30" x 20-1/2"
- Installation: Alcove
- High gloss, easy-to-clean acrylic with fiberglass reinforcement
- Smooth front skirt with universal design appeal
- Rectangular model with end drain
- Adjustable leveling legs for easy installation
- Integrated tile flange and skirt
- Above-Floor Rough-In
- Available in left- and right-hand drain
- One-year warranty for acrylic shell
- Available in White



FEATURES & OPTIONS

MODEL #	FEATURES, OPTIONS & COMPONENTS	STANDARD/OPTIONAL
TIP-	Tip Toe Drain Chrome - 1335 Everbrass - 1336 Brushed Nickel - 1337 Oil Rubbed Bronze - 1338	Optional - Finish must be specified on order



660452 & 660552 PRO-SPEC 3060TFS AFR

MANSFIELD®

Pro-Spec Builder Series Bathtub

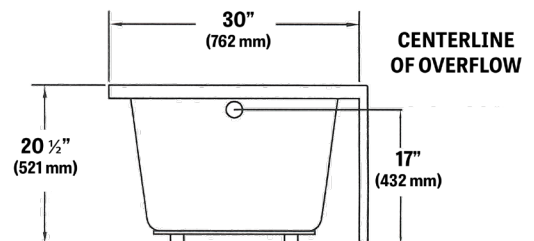
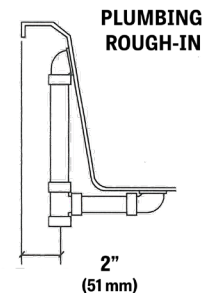
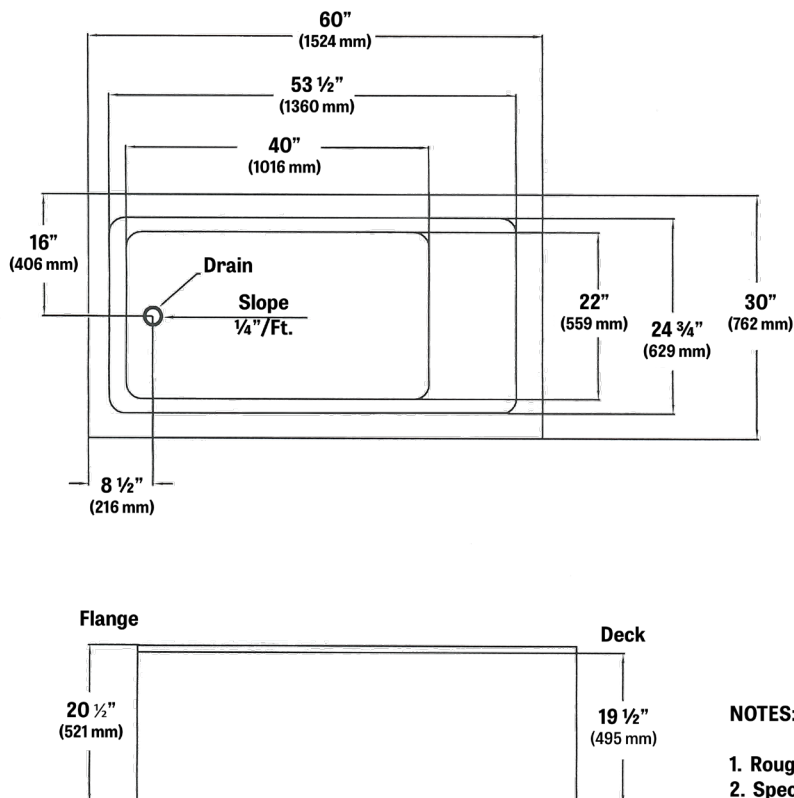
SPECIFICATIONS

MODEL #	DESCRIPTION	CODES/STANDARDS
660452	60" x 30" x 20-1/2" 3060TFS AFR Bathtub, Left-Hand	
660552	60" x 30" x 20-1/2" 3060TFS AFR Bathtub, Right-Hand	

MATERIAL	Acrylic, Fiberglass reinforced	WEIGHT	60 lbs.
CONSTRUCTION	Above-Floor Rough-In	SHIPPING WEIGHT	105 lbs.
WARRANTY	Limited One Year	WATER CAPACITY	60 gal. (max)
FLOOR LOADING WEIGHT	47 lbs. / sq. ft.	DIMENSIONS	60" x 30" x 20-1/2"

TECHNICAL INFORMATION

Note: these dimensions are nominal and subject to change without notice.



NOTES:

1. Rough-in measurements may vary 1/4" (+/-).
2. Specify RH (Right hand drain) or LH (Left hand drain) upon ordering.
3. 55° backrest slope.

