

ITEM NO. 3637701 / MODEL NO. 5384DFCTK

SUMMIT®**MANSFIELD®**

Elongated Front, SmartHeight™, Vitreous China, Two-Piece Toilet, Complete Toilet Kit

FEATURES

- Complete toilet kit (CTK)
- 1.1 gpf / 1.6 gpf (4.0 lpf / 6.0 lpf) high efficiency water consumption
- Dual flush technology with 3" flush tower allows you to choose
- PuraClean® easy-to-clean glazed surface
- Elongated front, SmartHeight™ bowl
- Pilot operated anti-siphon fill valve
- 12" rough-in
- SmartFasten™ 3-bolt tank-to-bowl connection
- Model 33 chrome-plated, push button actuator
- 2' glazed trapway
- The Mansfield® limited lifetime warranty on china, One-year limited warranty on tank trim
- Available in White

**MODEL 5384DFCTK**

Toilet seat included

Complete Toilet Kit



CTK



ELONGATED



SMARTHEIGHT ADA

COMPONENTS

MODEL #	DESCRIPTION	CODES/STANDARDS
5384DFCTK	Elongated front, SmartHeight™ complete two-piece toilet kit. Includes: slow close toilet seat, tank and bowl, floor bolts, wax ring, caps and multi-lingual installation instructions. Water supply not included.	
384	Elongated front, SmartHeight™ toilet bowl only.	
3386	Tank and lid only. With chrome-plated push button actuator.	
3800	Elongated, slow close toilet seat	
TANK TRIM & REPLACEMENT PARTS		
33	Push Button - chrome-plated push button actuator	
2206	Anti-siphon pilot fill valve	
308	Dual flush tower	
3386-LID	Tank lid	



ITEM NO. 3637701 / MODEL NO. 5384DFCTK




MANSFIELD®



SUMMIT®

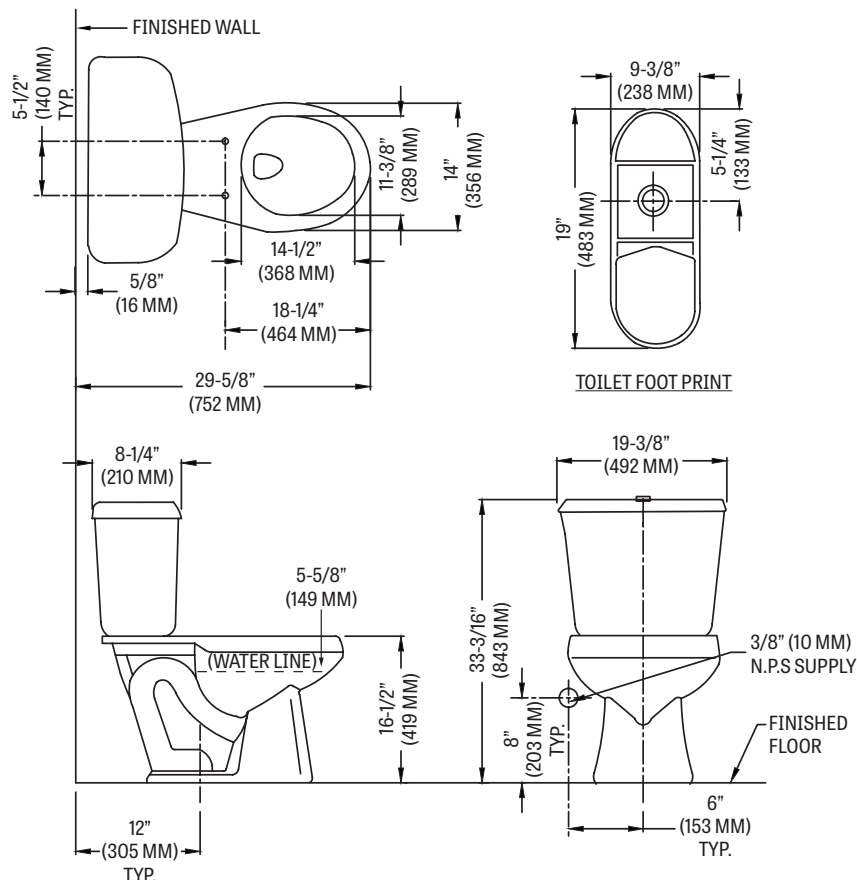
Elongated Front, SmartHeight™, Vitreous China, Two-Piece Toilet, Complete Toilet Kit

SPECIFICATIONS

MODEL #	DESCRIPTION	CODES/STANDARDS
5384DFCTK	Elongated front, SmartHeight™ (1.1 gpf/1.6 lpf) two-piece toilet kit	  
MATERIAL	Vitreous China	TRAP DIAMETER 2'
WATER PRESSURE RANGE	20 to 80 PSI	TRAP SEAL 2-3/8'
FLUSH SYSTEM	Dual flush with 3' flush tower	SHIPPING WEIGHT Model 5384DFCTK - 95 lbs. (43 kg)
WATER USAGE	1.1 gpf / 1.6 lpf	WARRANTY Vitreous China - Limited Lifetime Tank Trim - Limited One-Year
WATER SURFACE AREA	9' X 10'	
ROUGH-IN	12'	
MAP RATING	800 grams	

TECHNICAL INFORMATION

Note: these dimensions are nominal and subject to change without notice.



Fixture performance and specifications meet or exceed ASME A112.19.2/CSA B45.1 standards, and other state and local codes.

