

MODEL NO. 7314


# 6032 STLS LH




59-3/4" x 32" x 3-3/4", Acrylic, Shower Base

## FEATURES

- High gloss, easy-to-clean acrylic with fiberglass reinforcement
- Contemporary minimalist design with a single threshold on the long (60") side and Left-Hand drain
- Pre-leveled legs for easy installation
- Drain included in choice of finishes: White, Chrome, Brushed Nickel, Oil Rubbed Bronze, Brass or Matte Black (see chart below for corresponding part number)
- Integrated 1" tile flange for watertight installation
- Low, 2-3/4" threshold for easy entry and exit
- Slip-Resistant floor surface
- 10-year limited warranty on acrylic
- Also available in Bone, Biscuit, Black, British Khaki and Ice Gray, call for more information



## COMPONENTS

PART #	DESCRIPTION	CODES/STANDARDS
731450000	59-3/4" x 32" x 3-3/4" Shower Base with White Drain	
731450001	59-3/4" x 32" x 3-3/4" Shower Base with Chrome Drain	
731450002	59-3/4" x 32" x 3-3/4" Shower Base with Brushed Nickel Drain	
731450003	59-3/4" x 32" x 3-3/4" Shower Base with Oil Rubbed Bronze Drain	
731450004	59-3/4" x 32" x 3-3/4" Shower Base with Brass Drain	
731450005	59-3/4" x 32" x 3-3/4" Shower Base with Matte Black Drain	



MODEL NO. 7314

# 6032 STLS LH



59-3/4" x 32" x 3-3/4", Acrylic, Shower Base

## SPECIFICATIONS

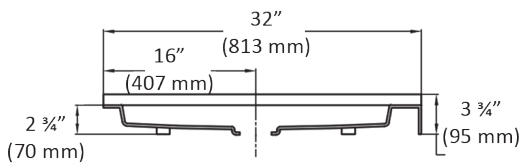
MATERIAL	Acrylic, fiberglass reinforced
CONSTRUCTION	Self contained shower base mounted on pre-leveled legs
THRESHOLD	Single on the long 60" side
INTEGRATED FLANGE HEIGHT	1"

DRAIN LOCATION	Left-Hand
PACKAGING DIMENSIONS	64" x 34" x 6"
SHIPPING WEIGHT	80 lbs. (36 kg)
WARRANTY	Acrylic - 10-Year

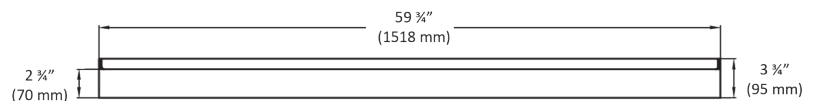
## TECHNICAL INFORMATION

Note: these dimensions are nominal and subject to change without notice.

SIDE VIEW



FRONT VIEW



TOP VIEW

