

148-123

QUANTUM®

MANSFIELD®

Elongated Front ADA*, SmartHeight, Vitreous China, Two-Piece Toilet




FEATURES

- High performance, pressure-assist Flushmate III™ system
- 1.6 gpf / 6.0 lpf low water consumption
- Elongated front, SmartHeight bowl
- 12" rough-in
- Model 45 chrome-plated, metal trip lever
- 2-1/8" glazed trapway
- The Mansfield® limited lifetime warranty on china, Flushmate ten-year limited warranty on vessel
- Available in White

*Meets ADA height requirement when installed with a regular toilet seat



COMPONENTS



MODEL #	DESCRIPTION	CODES/STANDARDS
148-123 (148030000-123010000)	Elongated front ADA*, SmartHeight two-piece toilet.	 NT  C 
148 (148030000)	Elongated front, ADA*, SmartHeight pressure-assist toilet bowl only. Toilet seat not included.	
123* (123010000)	Pressure-assist tank and cover only with left hand, chrome-plated, metal trip lever. Supply not included.	
TANK OPTIONS		
123RH*	Pressure-assist tank and cover only with right hand chrome-plated, metal trip lever. Less supply. Specify color.	
122*	Pressure-assist tank and cover only with chrome-plated, plastic push button actuator. Less supply. Specify color.	
TANK TRIM & REPLACEMENT PARTS		
45	Trip lever - chrome-plated, metal trip lever, left hand	
125-LID	Tank lid	
FLUSHMATE® 503	Pressure-assist flushing system. Separate warranty applies. Contact FLUSHMATE® at 1-800-533-3460.	

148-123 QUANTUM®



Elongated Front ADA*, SmartHeight, Vitreous China, Two-Piece Toilet

SPECIFICATIONS

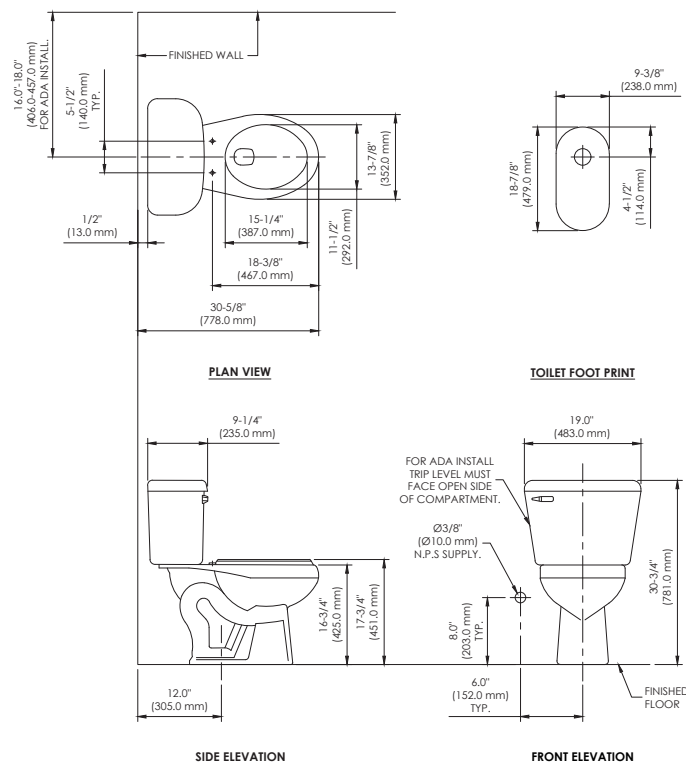
MODEL #	DESCRIPTION	CODES/STANDARDS
148-123	Elongated front, SmartHeight (1.6 gpf / 6.0 lpf) two-piece toilet	 

MATERIAL	Vitreous China
WATER PRESSURE RANGE	35 to 80 PSI
FLUSH SYSTEM	Flushmate III™ flushing technology
WATER USAGE	1.6 gpf / 6.0 lpf
WATER SURFACE AREA	9-1/4" X 11-3/8"
ROUGH-IN	12"
MaP RATING	800 grams

TRAP DIAMETER	2-1/8"
TRAP SEAL	3"
SHIPPING WEIGHT	Model 148 - 55 lbs. (25 kg) Model 123 - 41 lbs. (19 kg)
WARRANTY	Vitreous China - Limited Lifetime Vessel - Limited Ten Year (Flushmate)

TECHNICAL INFORMATION

Note: these dimensions are nominal and subject to change without notice.



* TOILET SEAT NOT INCLUDED, DIMENSIONS HERE REPRESENT AN STANDARD TOILET SEAT.

Fixture performance and specifications meet or exceed ASME A112.19.2/CSA B45.1 standards, and other state and local codes.