

4385CTK SUMMIT® 1.28



Complete Toilet Kit, Elongated Front, ADA*, SmartHeight, Vitreous China, Two-Piece Toilet





FEATURES

- Complete toilet kit (CTK)
- High performance MagnaFlush™ flushing technology
- 1.28 gpf / 4.8 lpf high efficiency water consumption
- Elongated front, SmartHeight bowl (ADA compliant)
- SmartFasten™ 3-bolt tank-to-bowl connection
- 3" Rigid Flapper flush valve – requires less force to flush, is more consistent and uses a simple universal repair part/seal
- Fluidmaster® pilot operated anti-siphon fill valve
- 12" rough-in
- Model 57 chrome-plated, metal trip lever
- 2" glazed trapway
- The Mansfield® limited lifetime warranty on china;
Five-year limited warranty on tank trim
- Available in White

*Meets ADA height requirement when installed with a regular toilet seat



COMPONENTS

MODEL #	DESCRIPTION	CODES/STANDARDS
4385CTK (038410087)	Elongated front, ADA*, SmartHeight, two-piece toilet kit. Includes: toilet seat, wax ring, floor bolts, caps, and multi-lingual installation instructions. Water supply hardware not included.	<div></div>
384 (384010000)	Elongated front, ADA*, SmartHeight toilet bowl only. Toilet seat not included.	
387 (387010000)	Tank and cover only, with left hand, front-mount, chrome-plated, metal trip lever. Supply not included.	
3800	Elongated, slow close CTK seat	
TANK TRIM & REPLACEMENT PARTS		
57	Trip lever - chrome-plated, metal trip lever, left hand	
2036-1212	Summit® 1.28 rigid flapper flush valve	
400A	Fluidmaster® anti-siphon pilot fill valve	
2206	Anti-siphon pilot fill valve (compatible replacement)	
630-0030	Replacement flush valve seal	
386-LID	Tank lid	





4385CTK

SUMMIT® 1.28



Complete Toilet Kit, Elongated Front, ADA*, SmartHeight, Vitreous China, Two-Piece Toilet

SPECIFICATIONS

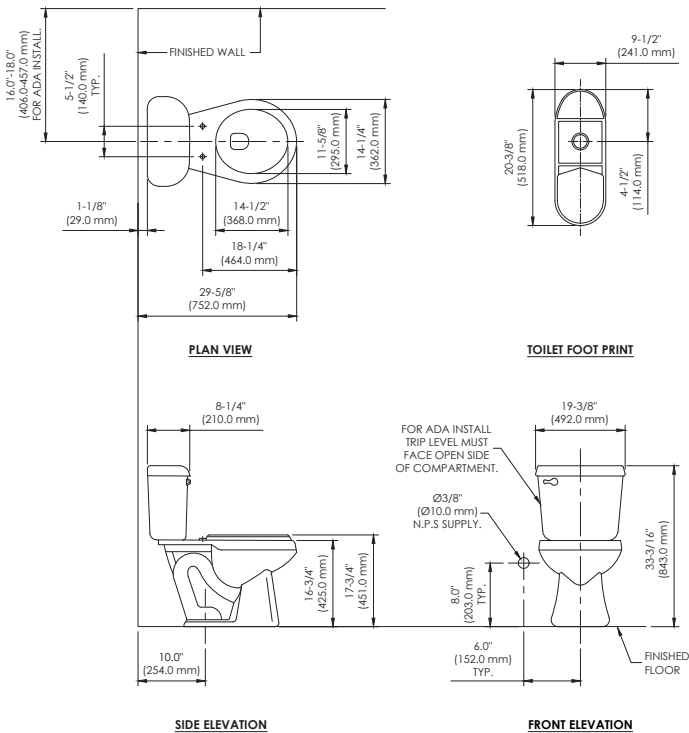
MODEL #	DESCRIPTION	CODES/STANDARDS
4385CTK	Elongated front, SmartHeight (1.28 gpf/4.8 lpf) two-piece toilet kit	   

MATERIAL	Vitreous China
WATER PRESSURE RANGE	20 to 80 PSI
FLUSH SYSTEM	MagnaFlush™ flushing technology
WATER USAGE	1.28 gpf / 4.8 lpf
WATER SURFACE AREA	9" X 10"
ROUGH-IN	12"
MaP RATING	1,000 grams

TRAP DIAMETER	2"
TRAP SEAL	2-1/4"
SHIPPING WEIGHT	Model 4385CTK - 95 lbs. (43 kg)
WARRANTY	Vitreous China - Limited Lifetime Tank Trim - Limited Five Year

TECHNICAL INFORMATION

Note: these dimensions are nominal and subject to change without notice.



* TOILET SEAT NOT INCLUDED, DIMENSIONS HERE REPRESENT AN STANDARD TOILET SEAT.

Fixture performance and specifications meet or exceed ASME A112.19.2/CSA B45.1 standards, and other state and local codes.