

1014-1011 MAVERICK








Elongated Front, SmartHeight Vitreous China, Two-Piece Toilet

FEATURES

- Uses almost 40% less water than conventional toilets
- 1.0 gpf / 3.8 Lpf: Ultra high efficiency toilet
- Elongated front SmartHeight™ bowl
- 3" flush tower
- Pilot operated anti-siphon fill valve
- 12" rough-in
- 2" glazed trapway
- The Mansfield® limited lifetime warranty on china, One-year limited warranty on tank trim
- Available in White only



COMPONENTS






MODEL #	DESCRIPTION	CODES/STANDARDS
1014-1011	Elongated front, SmartHeight two-piece toilet. Includes top chrome-plated, metal push button actuator. Less toilet seat and supply.	    
1014	Elongated front, SmartHeight toilet bowl only. Less toilet seat and supply.	
1011	Tank and cover only, with left hand, side-mount, chrome-plated trip lever. Less supply.	
TANK TRIM & REPLACEMENT PARTS		
209	Flush tower	
90-9	Fill valve	

1014-1011
MAVERICK



Elongated Front, SmartHeight Vitreous China, Two-Piece Toilet

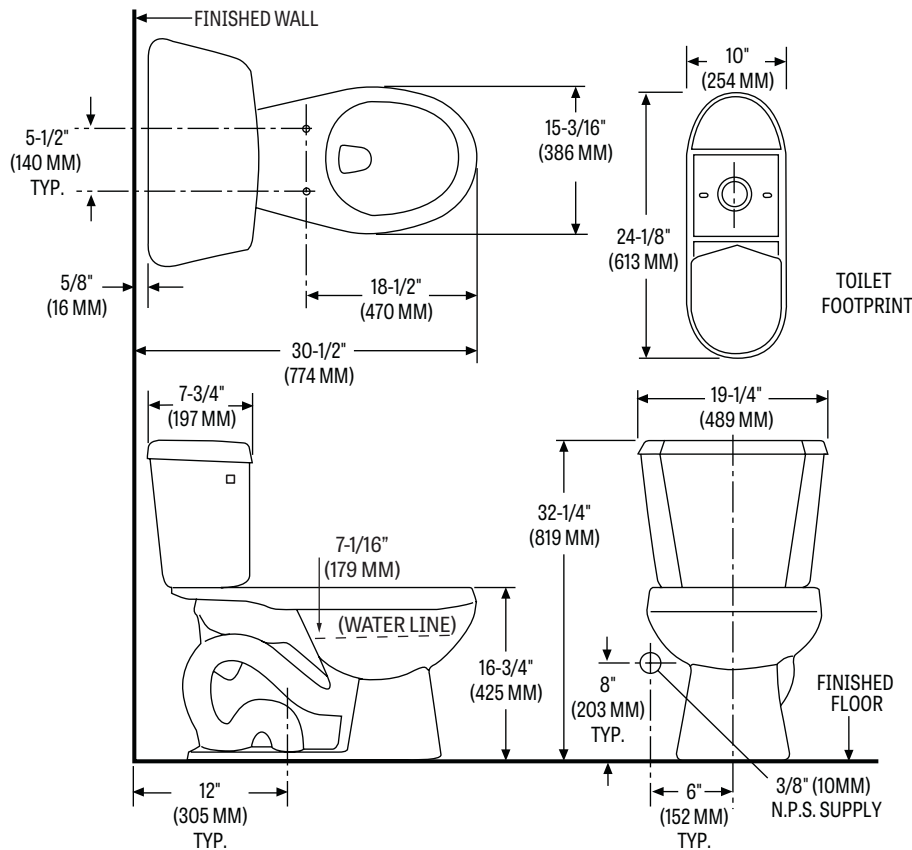
SPECIFICATIONS

MODEL #	DESCRIPTION	CODES/STANDARDS
1014-1011	Elongated front, SmartHeight (1.0 gpf / 3.8 Lpf) two-piece toilet	    

MATERIAL	Vitreous China	TRAP DIAMETER	2"
WATER PRESSURE RANGE	20 to 80 PSI	TRAP SEAL	2-3/8"
FLUSH SYSTEM	3" Flush tower	SHIPPING WEIGHT	Mv Model 1011 - 34 lbs. (15 kg)
WATER USAGE	1.0 gpf / 3.8 Lpf	WARRANTY	Vitreous China - Limited Lifetime Tank Trim - Limited One Year
WATER SURFACE AREA	6-1/4" X 9"		
ROUGH-IN	12"		
MAP RATING	800 grams		

TECHNICAL INFORMATION

Note: these dimensions are nominal and subject to change without notice.



Fixture performance and specifications meet or exceed ASME A112.19.2/CSA B45.1 standards, and other state and local codes.