

139NS-180 ALTO[®]

MANSFIELD[®]

Elongated Front, SmartHeight[™] Vitreous China, Two-Piece Toilet

FEATURES

- 3-bolt SmartFasten[™] tank-to-bowl connection
- 1.6 gpf / 6.0 lpf low water consumption
- Elongated front, SmartHeight[™] bowl
- 2' flush tower
- Anti-siphon ballcock
- 10' rough-in
- Model 40 color-match, plastic trip lever
- 2' glazed trapway
- The Mansfield[®] limited lifetime warranty
- Available in White, Biscuit, and Bone



MODEL 139NS-180

Toilet seat not included





ELONGATED



SMARTHEIGHT ADA

COMPONENTS

MODEL #	DESCRIPTION	CODES/STANDARDS
139NS-180	Elongated front, SmartHeight [™] two-piece toilet.	 
139NS	Elongated front, SmartHeight [™] toilet bowl only. Less toilet seat. Specify color.	
180	Tank and cover only, with left hand, front-mount, color-match, plastic trip lever. Less supply. Specify color.	
TANK TRIM & REPLACEMENT PARTS		
40	Trip lever - color-match, plastic trip lever, left hand	
211-1112	Flush tower	
08ULF-1112	Anti-siphon ballcock	
630-0030	Replacement flush valve seal	
160-LID	Tank lid	





139NS-180 ALTO®



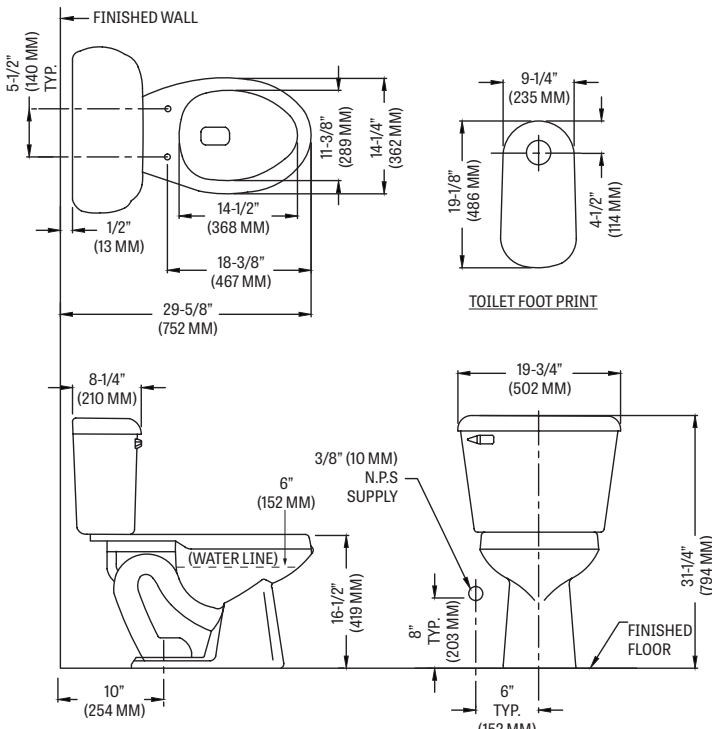
Elongated Front, SmartHeight™ Vitreous China, Two-Piece Toilet

SPECIFICATIONS

MODEL #	DESCRIPTION	CODES/STANDARDS
139NS-180	Elongated front, SmartHeight™ (1.6 gpf / 6.0 lpf) two-piece toilet	 

MATERIAL	Vitreous China
WATER PRESSURE RANGE	20 to 80 PSI
FLUSH SYSTEM	2" Flush Tower
WATER USAGE	1.6 gpf / 6.0 lpf
WATER SURFACE AREA	9' X 10'
ROUGH-IN	10"
MAP RATING	800 grams

TRAP DIAMETER	2"
TRAP SEAL	2-3/8"
SHIPPING WEIGHT	Model 139NS - 53 lbs. (24 kg) Model 180 - 34 lbs. (15.4 kg)
WARRANTY	Vitreous China - Limited Lifetime Tank Trim - Limited One Year

TANK OPTIONS	TECHNICAL INFORMATION
	Note: these dimensions are nominal and subject to change without notice.
<p>160 Standard 1.6 gpf configuration: 2" flush tower, anti-siphon ballcock, left hand, chrome trip lever.</p> <p>160RH Variation of model 160, with right hand trip lever.</p> <p>161 Variation of model 160, with Fluidmaster® anti-siphon pilot fill valve.</p> <p>165 Variation of model 160, with cover lock.</p> <p>170 Variation of model 160, with tank liner.</p> <p>172 Variation of model 160, with Fluidmaster® anti-siphon pilot fill valve, 2" flapper and chrome trip lever.</p> <p>173 Variation of model 160, with Fluidmaster® anti-siphon pilot fill valve, 2" flapper and color-match trip lever.</p> <p>173RH Variation of model 173, with right hand trip lever.</p> <p>174 Variation of model 173, with tank liner.</p> <p>175 Variation of model 160, with cover lock and tank liner.</p> <p>180 Variation of model 160, with color-match trip lever.</p> <p>181 Variation of model 160, with Fluidmaster® anti-siphon pilot fill valve and color-match trip lever.</p> <p>190 Variation of model 160, with color-match trip lever and tank liner.</p>	

Fixture performance and specifications meet or exceed ASME A112.19.2/CSA B45.1 standards, and other state and local codes.

