

# 384-386RH SUMMIT®

# MANSFIELD®



Elongated Front ADA 17", Vitreous China, Two-Piece Toilet

## FEATURES

- High performance flushing technology
- 1.6 gpf / 6.0 lpf low water consumption
- Elongated front, SmartHeight bowl (ADA compliant)
- SmartFasten™ 3-bolt tank-to-bowl connection
- 3" Rigid Flapper flush valve – requires less force to flush, is more consistent and uses a simple universal repair part/seal
- Fluidmaster® pilot operated anti-siphon fill valve
- 12" rough-in
- Model 57RH chrome-plated, metal trip lever
- 2" glazed trapway
- The Mansfield® limited lifetime warranty on china;  
Five-year limited warranty on tank trim
- Available in White



## COMPONENTS

MODEL #	DESCRIPTION	CODES/STANDARDS
<b>384-386RH</b> (384011700-038610040)	Elongated front, ADA, SmartHeight two-piece toilet.	  ADA COMPLIANT
<b>384</b> (384011700)	Elongated front, SmartHeight™ toilet bowl only. Less supply. Specify color.	
<b>386RH</b> (038610040)	Tank and cover only, with right hand, front-mount, chrome-plated, metal trip lever. Less supply.	



TANK TRIM & REPLACEMENT PARTS	
<b>57RH</b>	Trip lever - chrome-plated, metal trip lever, right hand
<b>2037-1212</b>	Summit® 1.6 rigid flapper flush valve
<b>400A</b>	Fluidmaster® anti-siphon pilot fill valve
<b>2206</b>	Anti-siphon pilot fill valve (compatible replacement)
<b>630-0030</b>	Replacement flush valve seal
<b>386-LID</b>	Tank lid

# 384-386RH SUMMIT®



Elongated Front ADA 17", Vitreous China, Two-Piece Toilet

## SPECIFICATIONS

MODEL #	DESCRIPTION	CODES/STANDARDS
384-386RH	Elongated front, 17" ((1.6 gpf/6.0 lpf) two piece toilet	 

MATERIAL	Vitreous China
WATER PRESSURE RANGE	20 to 80 PSI
FLUSH SYSTEM	MagnaFlush™ flushing technology
WATER USAGE	1.6 gpf / 6.0 lpf
WATER SURFACE AREA	9"x10"
ROUGH-IN	12"
MaP RATING	1,000 grams

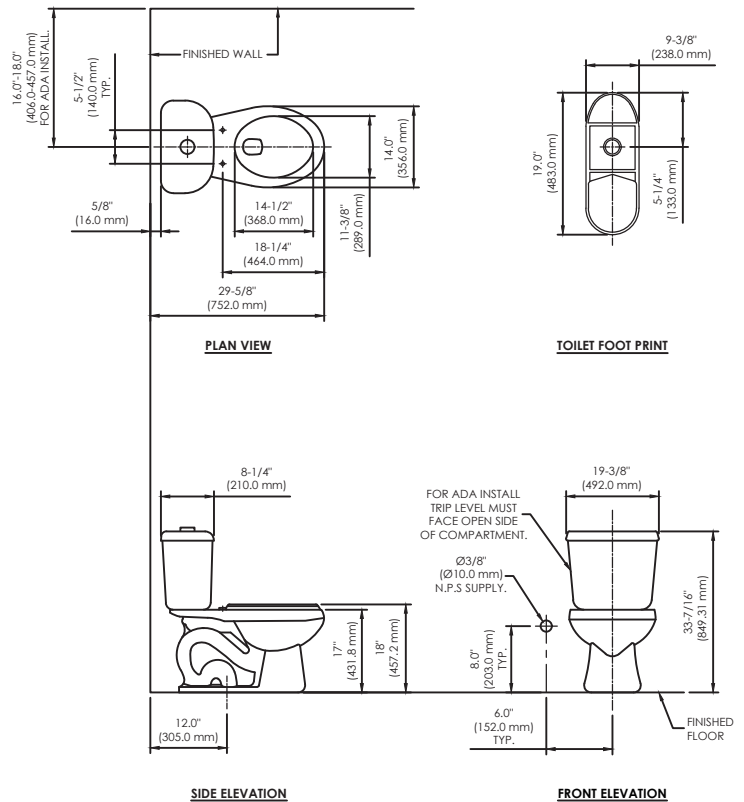
TRAP DIAMETER	2"
TRAP SEAL	2-3/8"
SHIPPING WEIGHT	Model 384 - 54 lbs. (24.4 kg) Model 386RH - 36 lbs. (16.3 kg)
WARRANTY	Vitreous China - Limited Lifetime Tank Trim - Limited One Year

## TANK OPTIONS

386RH	Variation of model 386, with right hand trip lever.
386LT	Variation of model 386, with tank liner.

## TECHNICAL INFORMATION

Note: these dimensions are nominal and subject to change without notice.



\* TOILET SEAT NOT INCLUDED, DIMENSIONS HERE REPRESENT AN STANDARD TOILET SEAT.

Fixture performance and specifications meet or exceed ASME A112.19.2/CSA B45.1 standards, and other state and local codes.