

ITEM NO. 3781147 / MODEL NO. 5375550000

BRENTWOOD® 4272**MANSFIELD®**

72" x 42" x 22-1/2", Acrylic, Swirl-Way® Air Massage Bath

FEATURES

- High gloss, easy-to-clean acrylic with fiberglass reinforcement
- Air massage hydromassage system uses discreet air injectors to create huge air bubbles that revitalize the body with a gentle massage, leaving bathers deeply relaxed
- Clean, geometric lines
- Includes one pillow
- Rectangular model with end drain (left- or right-hand installation)
- Pre-leveled legs for easy installation
- Integrated dual armrests for bather's comfort
- Two decorative handles
- Spacious bathing well designed for one-person comfort
- 10-year limited warranty on acrylic
- Installation: Drop-In, Alcove or Undermount
- Available in White

**MODEL 5375550000**

Air Massage Bath

**COMPONENTS**

MODEL #	DESCRIPTION	CODES/STANDARDS
5375550000	72" x 42" x 22-1/2" Rectangular Swirl-Way® Air Massage Bath. Drain not included.	
ACCESSORIES		
CAB-	Cable Overflow Drain (White — 1330, Chrome — 1335, Everbrass — 1336, Brushed Nickel — 1337, Oil Rubbed Bronze — 1338, Matte Black — 1339)	
TIP-	Tip Toe Overflow Drain (Chrome — 1335, Everbrass — 1336, Brushed Nickel — 1337, Oil Rubbed Bronze — 1338, Matte Black — 1339)	
SWAPOO	Nailing Flange Kit (includes 14' PVC nailing flange, tacky tape and installation instructions)	



ITEM NO. 3781147 / MODEL NO. 5375550000

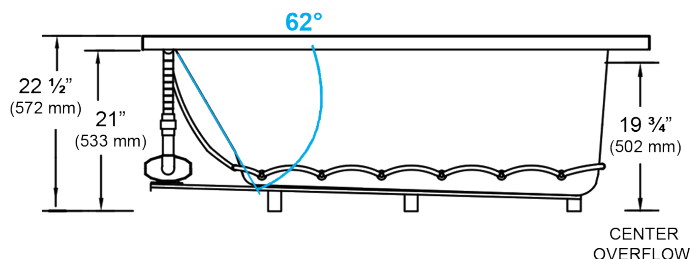
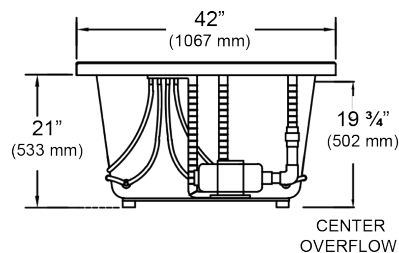
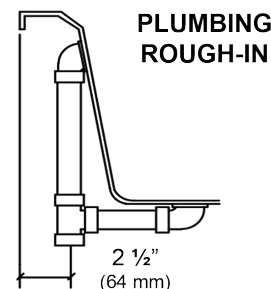
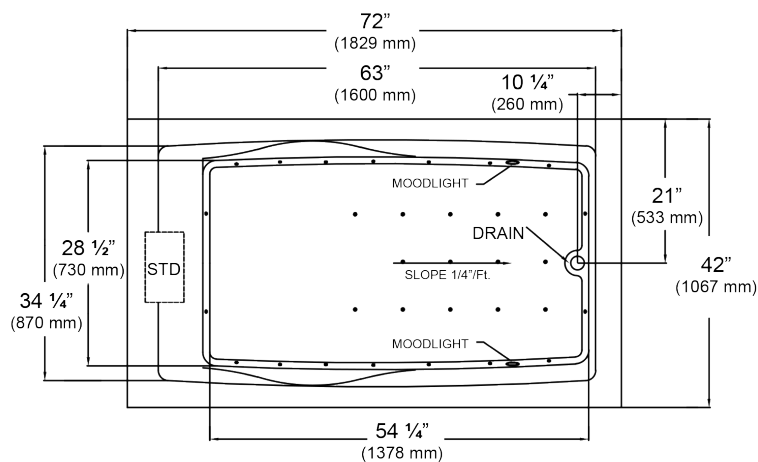
BRENTWOOD® 4272**MANSFIELD®**

72" x 42" x 22-1/2", Acrylic, Swirl-Way® Air Massage Bath

SPECIFICATIONS

MATERIAL	Acrylic, fiberglass reinforced
CONSTRUCTION	Self contained, pre-plumbed air bath system mounted on pre-leveled base.
ELECTRICAL REQUIREMENTS	One 120 volt, 20 amp GFCI protected circuit.

SOAKING DEPTH	15-3/4"
NUMBER OF JETS	36
WATER CAPACITY	88 gal. (min.) / 99 gal. (max)
FLOOR LOADING WEIGHT	47 lbs. sq.ft.
SHIPPING WEIGHT	Model 5375550000 - 175 lbs. (79 kg)
BLOWER MOTOR	120 volt, 9 amp
WARRANTY	Acrylic - 10-Year

TECHNICAL INFORMATION**Note:** these dimensions are nominal and subject to change without notice.**NOTES:**

1. Blower location is shown for clarity.
2. Required blower motor access is 20" W x 15" H.
3. Measurements may vary 1/4" (+/-).
4. If a factory installed nailing flange is added to a unit, add 1/8" to each side flange.
5. Optional removable apron is not available on this unit.
6. These dimensions are nominal and subject to change without notice.

