

1319 BPL ADRIATIC™

MANSFIELD®




Elongated Front, SmartHeight™ Flush Valve Toilet

FEATURES

- Perfect for clinical applications
- Built-in bedpan lugs so bedpans stay secure
- 1.28* or 1.6 gpf low water consumption (*when using the proper 1.28 flushometer)
- High performance, high efficiency (HET)
- Elongated front, SmartHeight™ bowl
- ADA compliant
- 1-1/2' top spud provided to accommodate many brands of flush valves
- 10" rough-in
- 2-1/8" glazed trapway
- The Mansfield® limited lifetime warranty
- Available in White






COMPONENTS

MODEL #	DESCRIPTION	CODES/STANDARDS
1319 BPL	Elongated front, SmartHeight™, toilet bowl with built-in bed pan lugs. Includes a 1-1/2' top spud. Less toilet seat, flush valve and supply.	  

Elongated Front, SmartHeight™ Flush Valve Toilet

SPECIFICATIONS

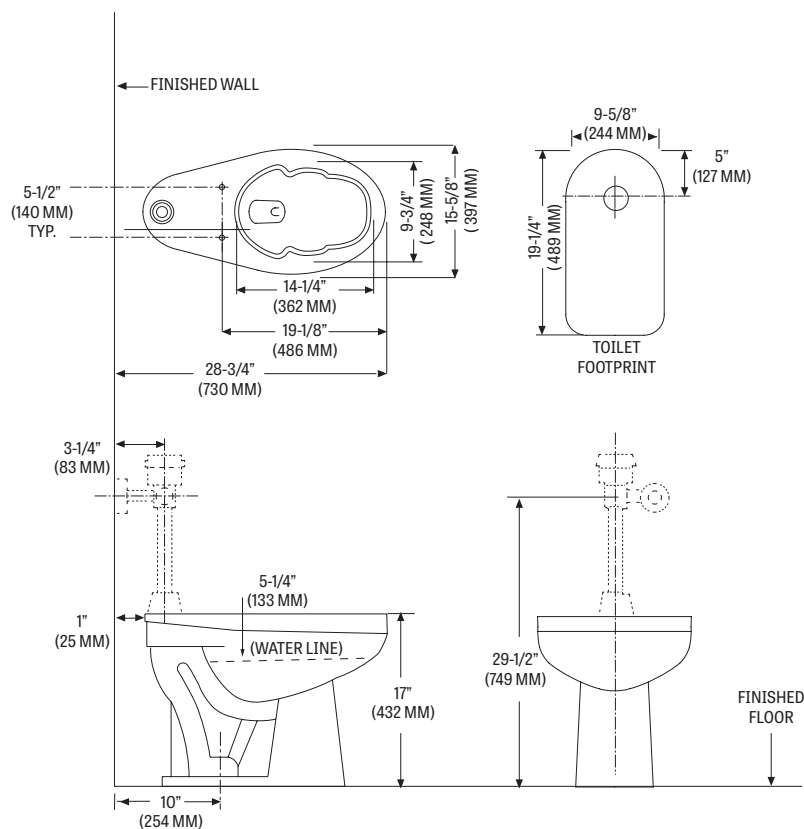
MODEL #	DESCRIPTION	CODES/STANDARDS
1319 BPL	Elongated front, SmartHeight™, floor mount, flush valve toilet	   HIGH EFFICIENCY TOILET C ADA COMPLIANT

MATERIAL	Vitreous China
WATER PRESSURE RANGE	20 to 80 PSI
FLUSH SYSTEM	Siphon jet technology
WATER USAGE	1.28 or 1.6 gpf / 4.86 or 6.05 lpf
WATER SURFACE AREA	9-7/8" X 11-7/8"
ROUGH-IN	10"
MAp RATING	1,000 grams

TRAP DIAMETER	2-1/8"
TRAP SEAL	2-3/8"
SHIPPING WEIGHT	Model 1319 BPL - 58 lbs. (26 kg)
WARRANTY	Vitreous China - Limited Lifetime Tank Trim - Limited One Year

TECHNICAL INFORMATION

Note: these dimensions are nominal and subject to change without notice.



Fixture performance and specifications meet or exceed ASME A112.19.2-2013/CSA B45.1-13 standards, and other state and local codes.