

139NS-173RH ALTO[®]

MANSFIELD[®]

Elongated Front, SmartHeight™ Vitreous China, Two-Piece Toilet

FEATURES

- 3-bolt SmartFasten™ tank-to-bowl connection
- 1.6 gpf / 6.0 lpf low water consumption
- Elongated front SmartHeight™ bowl
- 2" flapper flush valve
- Fluidmaster® anti-siphon pilot fill valve
- 10" rough-in
- Model 31RH color-match plastic trip lever
- 2" glazed trapway
- The Mansfield® limited lifetime warranty
- Available in White



MODEL 139NS-173RH

Toilet seat not included





ELONGATED



SMARTHEIGHT ADA

COMPONENTS

MODEL #	DESCRIPTION	CODES/STANDARDS
139NS-173RH	Elongated front, SmartHeight™ two-piece toilet.	 
139NS	Elongated front, SmartHeight™ toilet bowl only. Less toilet seat. Specify color.	
173RH	Tank and cover only with right hand, front-mount, color-match, plastic trip lever. Fluidmaster® anti-siphon pilot fill valve and 2" flapper. Less supply.	

TANK TRIM & REPLACEMENT PARTS

31RH	Trip lever - color-match, plastic trip lever, right hand
203A	2" Flapper flush valve
400A	Fluidmaster® anti-siphon pilot fill valve
2206	Anti-siphon pilot fill valve (compatible replacement)
630-0173	2" Replacement flapper kit
160-LID	Tank lid





139NS-173RH ALTO®



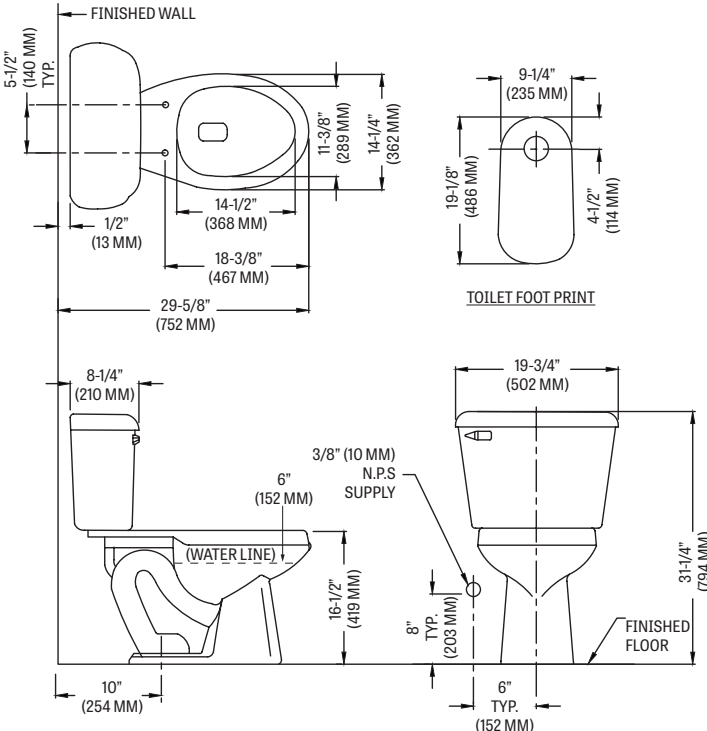
Elongated Front, SmartHeight™ Vitreous China, Two-Piece Toilet

SPECIFICATIONS

MODEL #	DESCRIPTION	CODES/STANDARDS
139NS-173RH	Elongated front, SmartHeight™ (1.6 gpf / 6.0 lpf) two-piece toilet	 

MATERIAL	Vitreous China
WATER PRESSURE RANGE	20 to 80 PSI
FLUSH SYSTEM	2" Flapper flush valve
WATER USAGE	1.6 gpf / 6.0 lpf
WATER SURFACE AREA	9' X 10'
ROUGH-IN	10"
MAP RATING	800 grams

TRAP DIAMETER	2'
TRAP SEAL	2-3/8'
SHIPPING WEIGHT	Model 139NS - 53 lbs. (24 kg) Model 173RH - 34 lbs. (15.4 kg)
WARRANTY	Vitreous China - Limited Lifetime Tank Trim - Limited One Year

TANK OPTIONS		TECHNICAL INFORMATION
		Note: these dimensions are nominal and subject to change without notice.
160	Standard 1.6 gpf configuration: 2" flush tower, anti-siphon ballcock, left hand, chrome trip lever.	
160RH	Variation of model 160, with right hand trip lever.	
161	Variation of model 160, with Fluidmaster® anti-siphon pilot fill valve.	
165	Variation of model 160, with cover lock.	
170	Variation of model 160, with tank liner.	
172	Variation of model 160, with Fluidmaster® anti-siphon pilot fill valve, 2" flapper and chrome trip lever.	
173	Variation of model 160, with Fluidmaster® anti-siphon pilot fill valve, 2" flapper and color-match trip lever.	
173RH	Variation of model 173, with right hand trip lever.	
174	Variation of model 173, with tank liner.	
175	Variation of model 160, with cover lock and tank liner.	
180	Variation of model 160, with color-match trip lever.	
181	Variation of model 160, with Fluidmaster® anti-siphon pilot fill valve and color-match trip lever.	
190	Variation of model 160, with color-match trip lever and tank liner.	

Fixture performance and specifications meet or exceed ASME A112.19.2/CSA B45.1 standards, and other state and local codes.

