

144-153RH QUANTUM ONE™







Elongated Front, Pressure-Assist, Rear Outlet, Wall-Mount, Vitreous China Two-Piece Toilet

FEATURES

- High performance pressure-assist, high efficiency toilet (HET)
- Flushmate IV™ flushing technology
- 1.0 gpf / 3.8 lpf ultra-low water consumption
- SAVES almost 40% more water than conventional 1.6 gpf flushing systems
- Elongated rear outlet, wall-mount
- Model 49RH chrome-plated, metal trip lever
- 2' glazed trapway
- The Mansfield® limited lifetime warranty on china, Flushmate ten-year limited warranty on vessel
- Available in White



COMPONENTS

MODEL #	DESCRIPTION	CODES/STANDARDS
144-153RH	Elongated front, rear outlet, wall-mount pressure-assist, two-piece toilet. Includes tank trim and chrome-plated metal trip lever. Less toilet seat and supply.	   
144	Elongated front, rear outlet, wall-mount toilet bowl only. Less toilet seat and supply.	
153RH	Pressure-assist tank and cover only with right hand chrome-plated, metal trip lever. Less supply. Specify color.	
TANK OPTIONS		
153	Pressure-assist tank and cover only with left hand chrome-plated, metal trip lever. Less supply. Specify color.	
154	Pressure-assist tank and cover only with chrome-plated metal push button actuator. Less supply. Specify color.	
TANK TRIM & REPLACEMENT PARTS		
49RH	Trip lever - chrome-plated, metal trip lever, right hand	
125-LID	Tank lid	
FLUSHMATE® 504	Pressure-assist flushing system. Separate warranty applies. Contact FLUSHMATE® at 1-800-533-3460.	





When properly installed, this product meets the requirements for the Americans with Disabilities Act of 1990 (ADA). Refer to local plumbing codes, as they may vary by location and application.

144-153RH QUANTUM ONE™



Elongated Front, Pressure-Assist, Rear Outlet, Wall-Mount, Vitreous China Two-Piece Toilet

SPECIFICATIONS

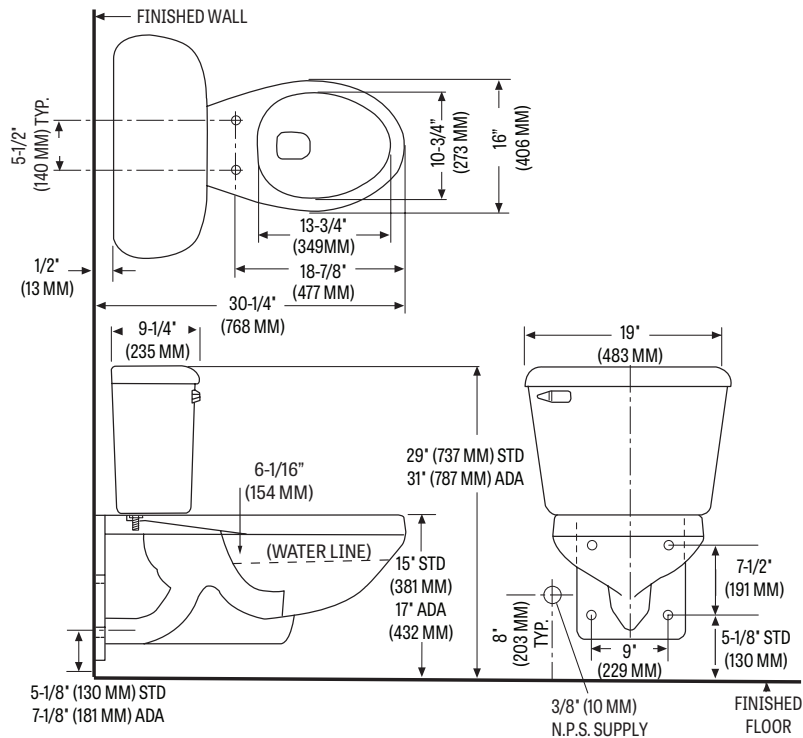
MODEL #	DESCRIPTION	CODES/STANDARDS
144-153RH	Elongated front, rear outlet, wall-mount (1.0 gpf / 3.8 lpf) two-piece toilet	   

MATERIAL	Vitreous China
WATER PRESSURE RANGE	35 to 80 PSI
FLUSH SYSTEM	Flushmate IV™ flushing technology
WATER USAGE	1.0 gpf / 3.8 lpf
WATER SURFACE AREA	9-3/4" X 8"
ROUGH-IN	Rear outlet, wall mount
MaP RATING	800 grams

TRAP DIAMETER	2'
TRAP SEAL	2-1/8"
SHIPPING WEIGHT	Model 144 - 61 lbs. (28 kg) Model 153RH - 51 lbs. (23 kg)
WARRANTY	Vitreous China - Limited Lifetime Vessel - Limited Ten Year (Flushmate)

TECHNICAL INFORMATION

Note: these dimensions are nominal and subject to change without notice.



When properly installed, this product meets the requirements for the Americans with Disabilities Act of 1990 (ADA).

Refer to local plumbing codes, as they may vary by location and application.

Fixture performance and specifications meet or exceed ASME A112.19.2-2013/CSA B45.1-13 standards, and other state and local codes.