

ITEM NO. 3803783 / MODEL NO. 5022550000

BARRETT™ 4266**MANSFIELD®**

66" x 42" x 24", Acrylic, Swirl-Way® Whirlpool

FEATURES

- High gloss, easy-to-clean acrylic with fiberglass reinforcement
- Whirlpool hydromassage system uses fully controllable, high-pressure back and body jets for complete muscle relief
- Clean geometric lines
- Hydro-V back jet system with back and body jets
- All jets are directionally and flow adjustable
- Includes two pillows
- Rectangular model with center drain
- Pre-leveled legs for easy installation
- Integrated dual armrests for bather's comfort
- Dual back jets
- Spacious bathing well designed for two-person comfort
- 10-year limited warranty on acrylic
- Installation: Drop-In or Undermount
- Available in White

**MODEL 5022550000**

Whirlpool



COMPONENTS

MODEL #	DESCRIPTION	CODES/STANDARDS
5022550000	66" x 42" x 24" Rectangular Swirl-Way® Whirlpool. Drain not included.	
ACCESSORIES		
CAB-	Cable Overflow Drain (White — 1330, Chrome — 1335, Everbrass — 1336, Brushed Nickel — 1337, Oil Rubbed Bronze — 1338, Matte Black — 1339)	
TIP-	Tip Toe Overflow Drain (Chrome — 1335, Everbrass — 1336, Brushed Nickel — 1337, Oil Rubbed Bronze — 1338, Matte Black — 1339)	
SWAPOO	Nailing Flange Kit (includes 14' PVC nailing flange, tacky tape and installation instructions)	



ITEM NO. 3803783 / MODEL NO. 5022550000

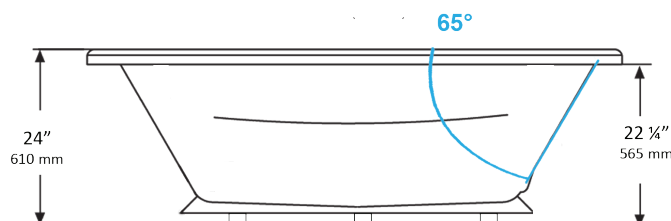
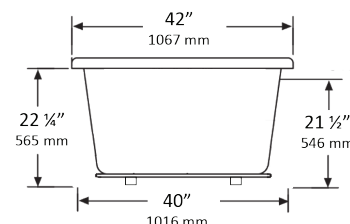
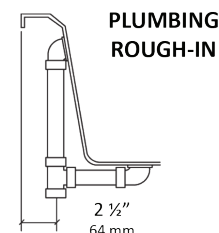
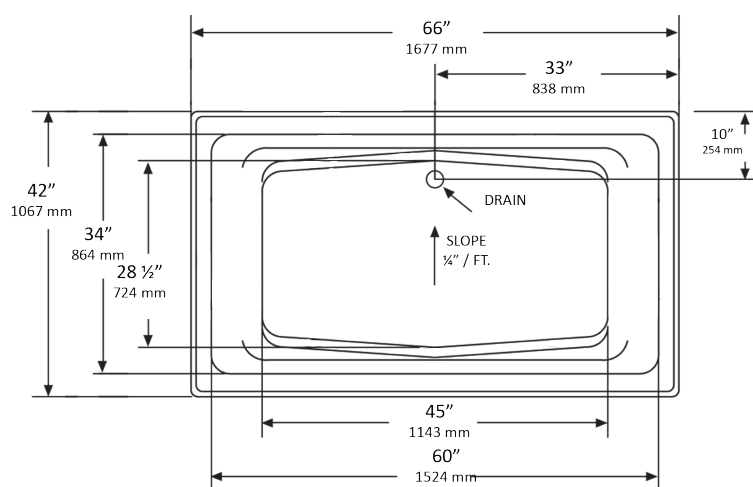
BARRETT™ 4266**MANSFIELD®**

66" x 42" x 24", Acrylic, Swirl-Way® Whirlpool

SPECIFICATIONS

MATERIAL	Acrylic, fiberglass reinforced
CONSTRUCTION	Self contained, pre-plumbed whirlpool bath system mounted on pre-leveled base.
ELECTRICAL REQUIREMENTS	One 120 volt, 20 amp GFCI dedicated circuit. Optional heater: separate 120 volt, 20 amp dedicated circuit.

SOAKING DEPTH	18-1/2"
NUMBER OF JETS	16
WATER CAPACITY	65 gal. (min.) / 80 gal. (max)
FLOOR LOADING WEIGHT	47 lbs. sq.ft.
SHIPPING WEIGHT	Model 5022550000 - 165 lbs. (75 kg)
WHIRLPOOL PUMP	9 amp
WARRANTY	Acrylic - 10-Year

TECHNICAL INFORMATION**Note:** these dimensions are nominal and subject to change without notice.**NOTES:**

1. Measurements may vary 1/4" (+/-)
2. If a factory installed nailing flange is added to a unit, add 1/8" to each side flanged.
3. Removable apron is not available for this unit.
4. These dimensions are nominal and subject to change without notice.

