

# 4817-3816 CASCADE®

# MANSFIELD®

Elongated Front, SmartHeight™ Vitreous China, Two-Piece Toilet

## FEATURES

- Uses 20% less water than conventional toilets
- 1.28 gpf / 4.8 lpf high efficiency water consumption
- Unique rimless, elongated front, SmartHeight™ bowl
- 3" flush valve
- Pilot operated anti-siphon fill valve
- 12" rough-in
- Model 58 chrome-plated, plastic trip lever
- 2" glazed trapway
- The Mansfield® limited lifetime warranty
- Available in White



**MODEL 4817-3816**

Toilet seat not included







ELONGATED



SMARTHEIGHT ADA

## COMPONENTS





MODEL #	DESCRIPTION	CODES/STANDARDS
4817-3816	Elongated front, SmartHeight™, two-piece toilet. Less toilet seat and supply.	   
4817	Elongated front, SmartHeight™ toilet bowl only. Less toilet seat and supply.	
3816	Tank and cover only, with left hand, front-mount, chrome trip lever. Less supply.	
TANK TRIM & REPLACEMENT PARTS		
58	Trip lever - chrome-plated, plastic trip lever, left hand	
2206	Pilot operated fill valve	
216	3" flapper flush valve	
3816-LID	Tank lid	

# 4817-3816 CASCADE®



Elongated Front, SmartHeight™ Vitreous China, Two-Piece Toilet

## SPECIFICATIONS

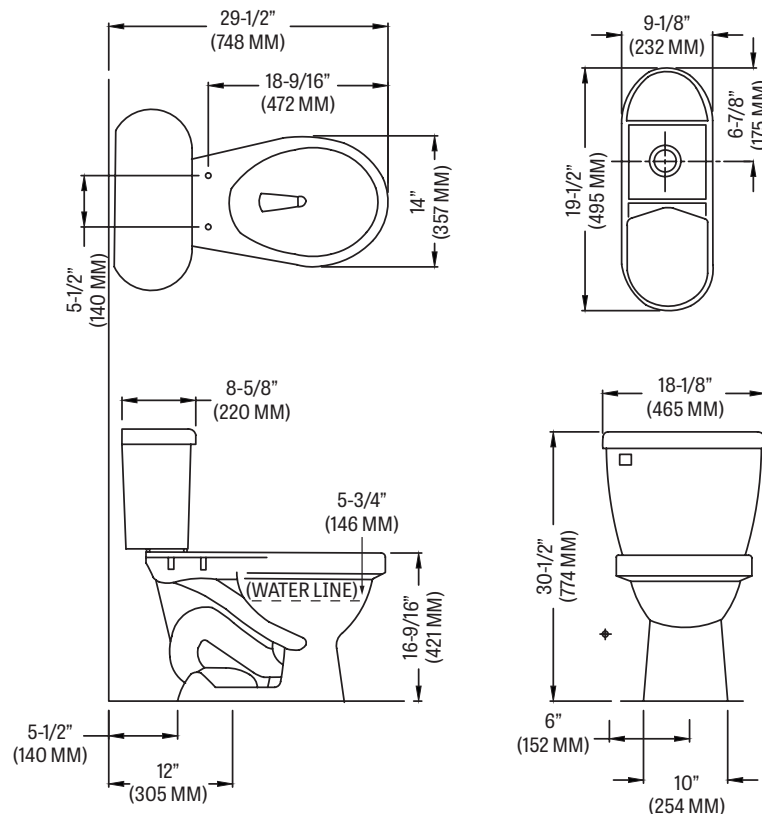
MODEL #	DESCRIPTION	CODES/STANDARDS
4817-3816	Elongated front, SmartHeight™ (1.28 gpf/4.8 lpf) two-piece toilet	   

MATERIAL	Vitreous China
WATER PRESSURE RANGE	20 to 80 PSI
FLUSH SYSTEM	3' flapper
WATER USAGE	1.28 gpf / 4.8 lpf
WATER SURFACE AREA	7-1/4' X 10-1/2'
ROUGH-IN	12"
MAP RATING	800 grams

TRAP DIAMETER	2'
TRAP SEAL	2'
SHIPPING WEIGHT	Model 4817- 45 lbs. (20 kg) Model 3816- 31 lbs. (14 kg)
WARRANTY	Vitreous China - Limited Lifetime Tank Trim - Limited One Year

## TECHNICAL INFORMATION

**Note:** these dimensions are nominal and subject to change without notice.



Fixture performance and specifications meet or exceed ASME A112.19.2/CSA B45.1 standards, and other state and local codes.