

151-155 QUANTUM® 1.28

MANSFIELD®

Elongated Front, Pressure-Assist, Rear Outlet, Floor-Mount, ADA*, SmartHeight Vitreous China, Two-Piece Toilet





FEATURES

- High performance pressure-assist, high efficiency toilet (HET)
- 1.28 gpf / 4.8 lpf high efficiency water consumption
- Uses 20% less water than conventional toilets
- Elongated front, floor-mount, rear outlet SmartHeight™ bowl
- Model 45 chrome-plated, metal trip lever
- 1-7/8" glazed trapway
- The Mansfield® limited lifetime warranty on china, Flushmate ten-year limited warranty on vessel
- Available in White

*Meets ADA height requirement when installed with a regular toilet seat



COMPONENTS





MODEL #	DESCRIPTION	CODES/STANDARDS
151-155 (151010000-155010000)	Elongated front, ADA*, floor-mount, rear outlet, pressure-assist, two-piece toilet.	   
151 (151010000)	Elongated front, ADA*, rear outlet, floor-mount, pressure-assist, SmartHeight bowl only. Toilet seat not included.	
155 (155010000)	Pressure-assist tank and cover only with left hand chrome-plated, metal trip lever. Supply not included.	
TANK OPTIONS		
155R H	Pressure-assist tank and cover only with right hand chrome-plated, metal trip lever. Supply not included.	
TANK TRIM & REPLACEMENT PARTS		
45	Trip lever - chrome-plated, metal trip lever, left hand	
125-LID	Tank lid	
FLUSHMATE 503	Pressure-assist flushing system. Separate warranty applies. Contact FLUSHMATE® at 1-800-533-3460.	

151-155 QUANTUM® 1.28



Elongated Front, Pressure-Assist, Rear Outlet, Floor-Mount, ADA*, SmartHeight Vitreous China, Two-Piece Toilet

SPECIFICATIONS

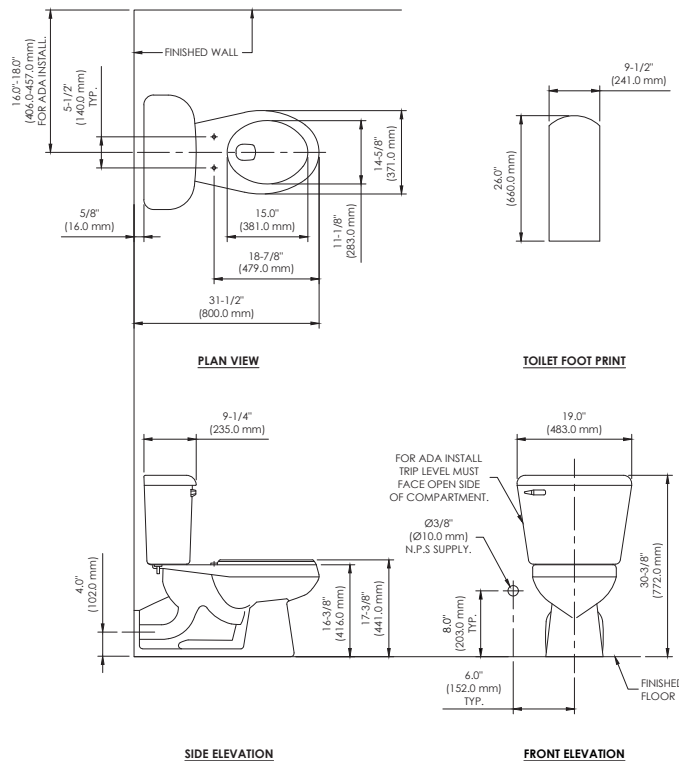
MODEL #	DESCRIPTION	CODES/STANDARDS
151-155	Elongated front, rear outlet, floor-mount SmartHeight (1.28 gpf / 4.8 lpf) two-piece toilet	   

MATERIAL	Vitreous China
WATER PRESSURE RANGE	35 to 80 PSI
FLUSH SYSTEM	Flushmate™ flushing technology
WATER USAGE	1.28 gpf / 4.8 lpf
WATER SURFACE AREA	10-1/2" X 12-1/4"
ROUGH-IN	Rear outlet
MaP RATING	Pending

TRAP DIAMETER	1-7/8"
TRAP SEAL	2-3/4"
SHIPPING WEIGHT	Model 151 - 60 lbs. (27.2 kg) Model 155 - 41 lbs. (18.5 kg)
WARRANTY	Vitreous China - Limited Lifetime Vessel - Limited Ten Year (Flushmate)

TECHNICAL INFORMATION

Note: these dimensions are nominal and subject to change without notice.



* TOILET SEAT NOT INCLUDED. DIMENSIONS HERE REPRESENT AN STANDARD TOILET SEAT.

Fixture performance and specifications meet or exceed ASME A112.19.2-2013/CSA B45.1-13 standards, and other state and local codes.