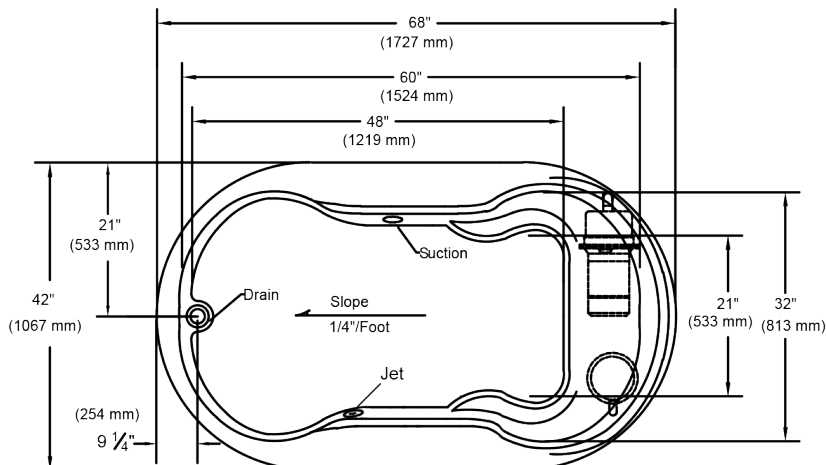


5278

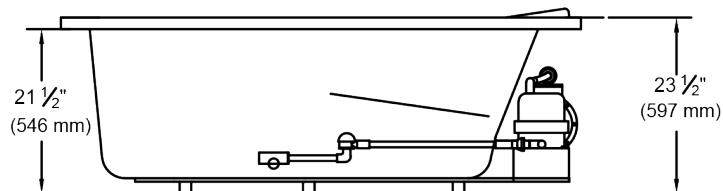
MANSFIELD®

Hampton O™ 72" x 42" x 23 1/2"

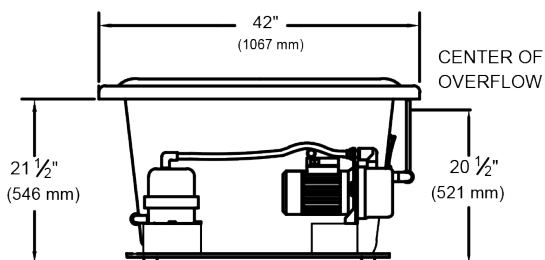
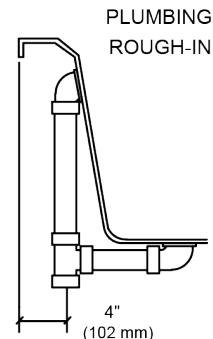
Swirl-way® MicroDerm™ Therapeutic Bath



PUMP LOCATION SHOWN FOR CLARITY
AVAILABLE AS STANDARD ONLY



Rough-in measurements may vary 1/4" (+/-)
These dimensions are nominal and subject to change without notice



INSTALLER NOTE: DUE TO THE FREEFORM SHAPE OF THIS TUB IT IS RECOMMENDED THAT THE TUB BE ON THE JOBSITE BEFORE MAKING THE FINAL CUT OUT FOR DROP IN INSTALLATION.

SPECIFICATIONS

Specification	Description	Specification	Description
Construction	Self-contained, pre-plumbed bath system mounted on a pre-leveled base	Water Capacity	60 gal. (min) 80 gal. (max)
Number of Ports	1	Shipping Weight	175 lbs.
Pump Motor	120V, 10 Amp, 60 Hz; Thermally protected	Floor Loading Weight	47 lbs. / sq.ft
Electrical Requirements	One 120V, 20 amp GFCI dedicated circuit.	On/Off Control	Single button electronic control with twenty (20) minute timer
Material	Acrylic, fiberglass reinforced	Warranty	Limited Ten Year

