

# 410HE-RS CASCADE™

**MANSFIELD®**





Rear Spud, Half-Stall, Wash-Down, Vitreous China Urinal

## FEATURES

- Rear spud, half-stall, wall-mount, wash-down urinal with extended sides
- Complies with ADA requirements for accessibility
- 0.5 or 1.0 gpf  
(when using the proper flush valve)
- High efficiency
- Integral trap
- The Mansfield® limited lifetime warranty
- Available in White



## COMPONENTS

MODEL #	DESCRIPTION	CODES/STANDARDS
410HE-RS	Rear spud, half-stall, wash-down urinal. Mounting bracket included. Less flushometer.	   
PARTS & ACCESSORIES		
471-3265	Urinal hanger (requires set of two)	
531-0017	Rear outlet urinal spud kit - 1-1/2" cast brass top urinal spud	
24	Urinal top spud -1" x 3/4" cast brass top urinal spud	
FM-U5	Flushometer valve for 0.5 gpf - DISCONTINUED CALL FOR AVAILABILITY	

# 410HE-RS CASCADE™



Rear Spud, Half-Stall, Wash-Down, Vitreous China Urinal

## SPECIFICATIONS

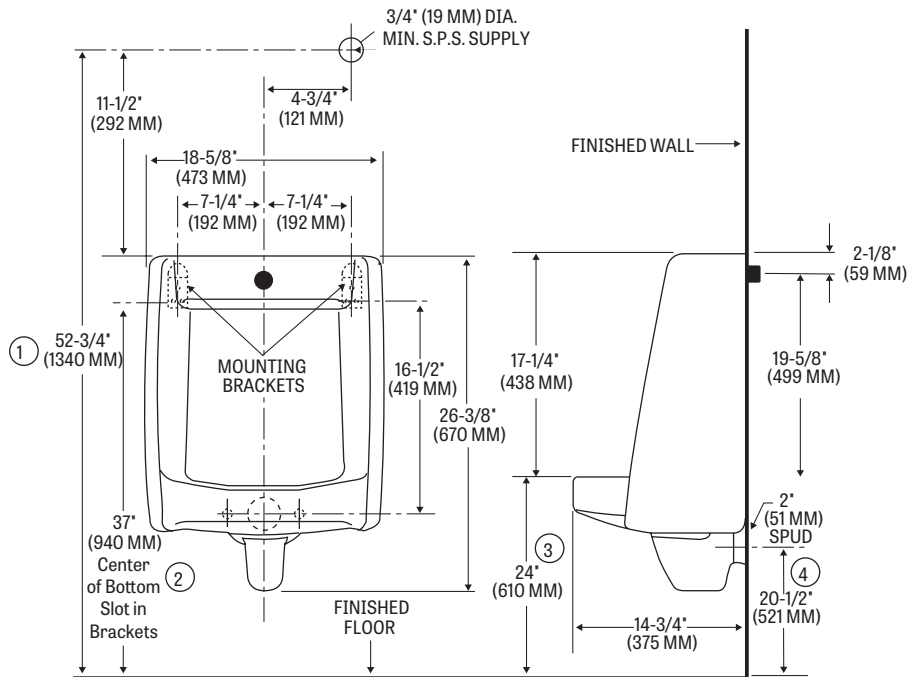
MODEL #	DESCRIPTION	CODES/STANDARDS
410HE-RS	Half-stall, wash-down urinal	

MATERIAL	Vitreous China
WATER USAGE	0.5 OR 1.0 gpf
INLET	3/4"
OUTLET	2"
ROUGH-IN	Wall-mount

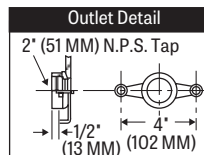
SHIPPING WEIGHT	Model 410HE-RS - 60 lbs. (27 kg)
WARRANTY	Vitreous China - Limited Lifetime Tank Trim - Limited One Year

## TECHNICAL INFORMATION

**Note:** these dimensions are nominal and subject to change without notice.



NOTE: Outlet connection 2" female threads - protrude 1/2" past the urinal.



ADA Installation	
1	44" (1118 MM)
2	28-1/4" (718 MM)
3	15-1/4" (387 MM)
4	11-3/4" (298 MM)

Fixture performance and specifications meet or exceed ASME A112.19.2-2013/CSA B45.1-13 standards, and other state and local codes.