


Thank you for purchasing this Powell product. We want to make sure it is complete and to your satisfaction. Please check all packing material carefully for small parts which may have come loose inside the carton during shipment. Hardware can be identified by bright red packaging. Separate, identify, and count all parts and hardware to make sure they match with the illustrations herein and are all present. If any part(s) are missing or defective please contact Powell Customer Service. Contact information is given separately on parts request form. If you feel the item is defective beyond a resolution with part replacements, please return this product with your receipt to the place of purchase. If purchased from an internet retailer, please contact their customer service department. Photos and additional information may be requested to validate the claim. Product is not to be returned to the Powell Company under any circumstance unless authorized by the Powell Company or an authorized dealer or representative. Thank you.

ATTENTION: SOME LETTERED PARTS LISTED ON THE INSTRUCTION SHEET MAY NOT BE IN PARTS BAG AS THEY MAY ALREADY BE ASSEMBLED. CAREFULLY CHECK PARTS AND PACKING MATERIALS PRIOR TO ORDERING REPLACEMENTS.

Tools Required for assembly: Allen Wrench (included)  
Spanner (included)  
Phillips Screwdriver (not included)

WARNING: DO NOT FULLY TIGHTEN SCREWS AND BOLTS UNTIL ALL PARTS HAVE BEEN ASSEMBLED PROPERLY.  
TO PREVENT SCRATCHING THE TOP SURFACE, ASSEMBLE PRODUCT ON A SMOOTH SURFACE.  
DO NOT OVER TIGHTEN SCREWS AND BOLTS.



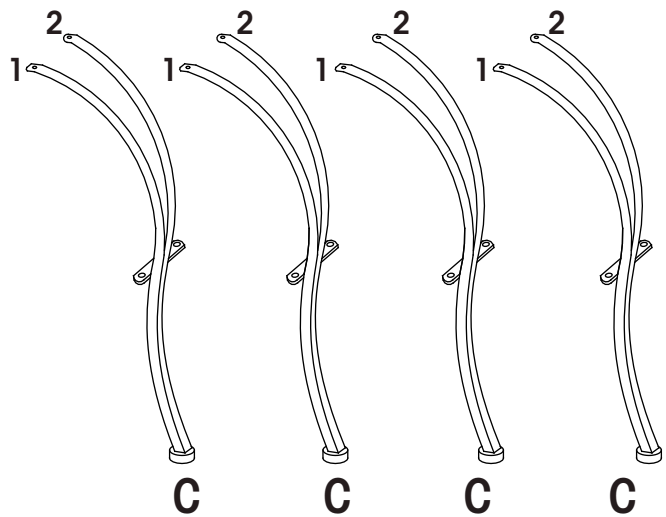
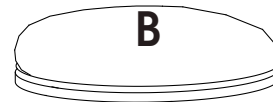
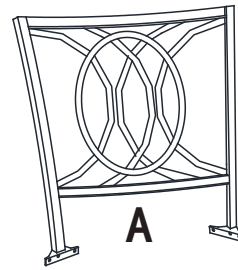
# PARTS

(A) CHAIR BACK

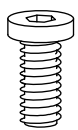
(B) SEAT FRAME

(C) LEGS (4)

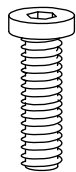
(D) SUPPORT RING



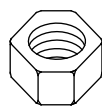
# HARDWARE



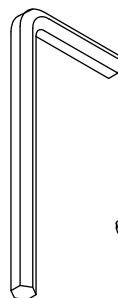
**E**  
(8PCS)



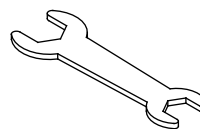
**F**  
(6PCS)



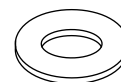
**G**  
(6PCS)



**H**  
(1PC)



**I**  
(1PC)

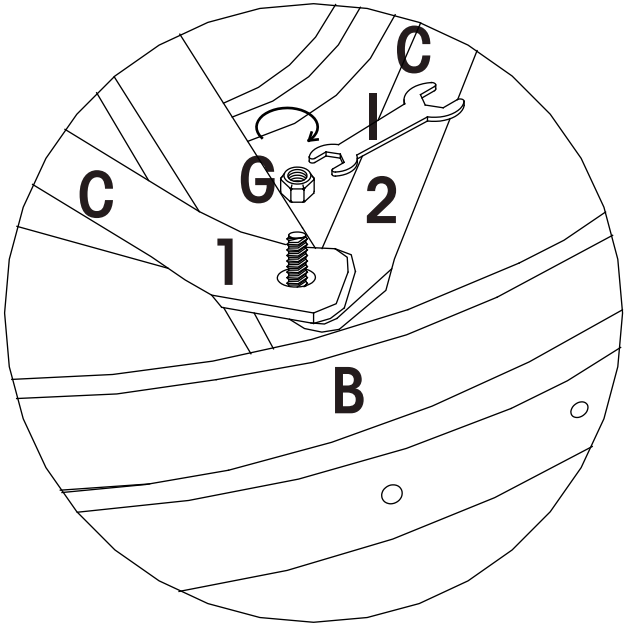
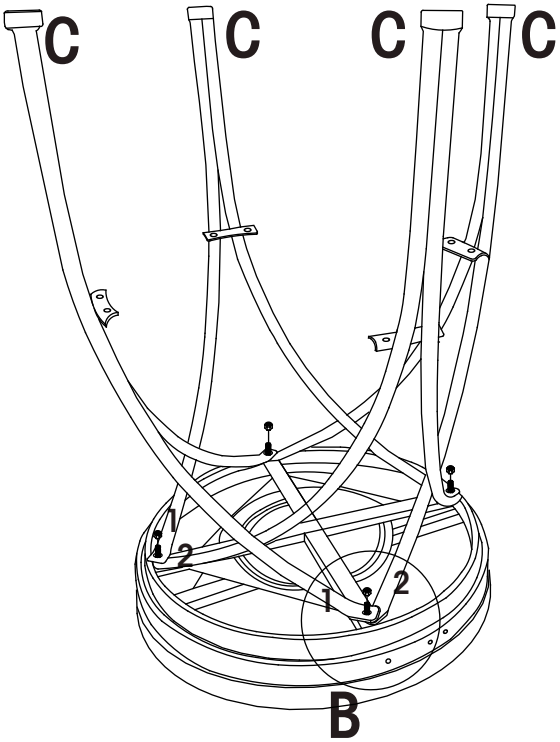


**J**  
(20PCS)

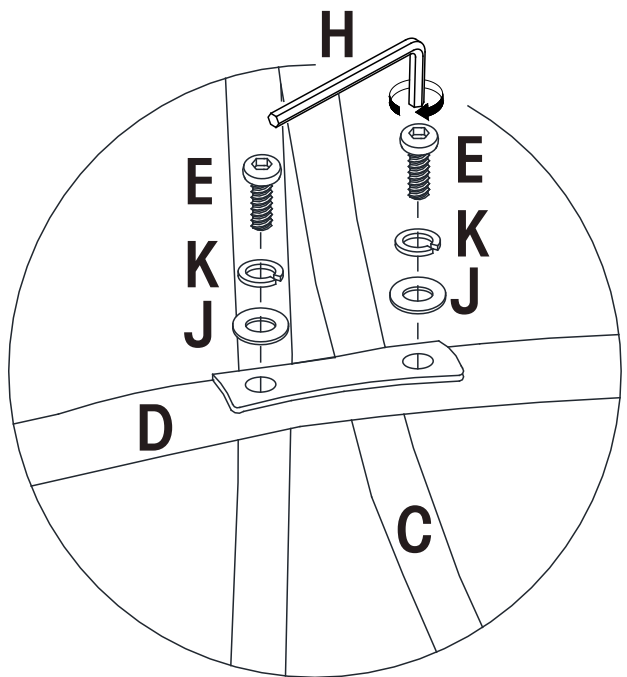
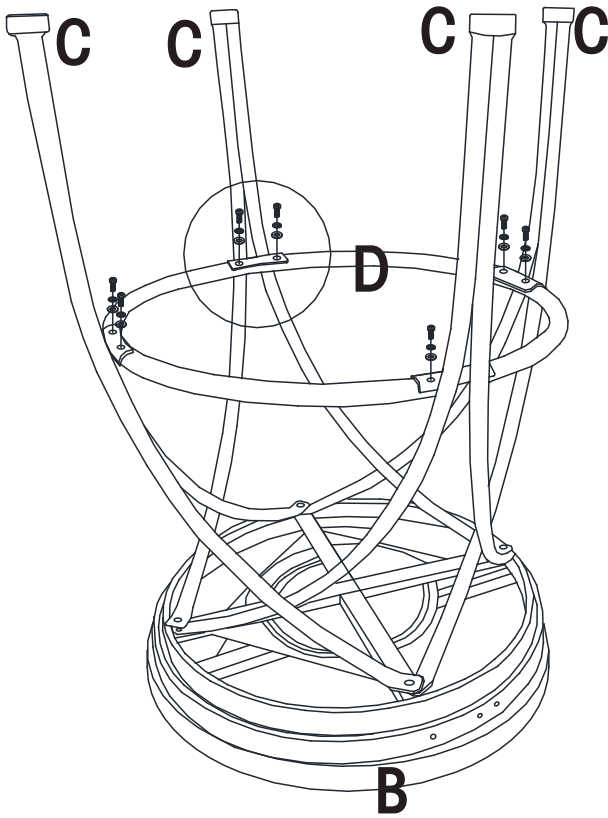


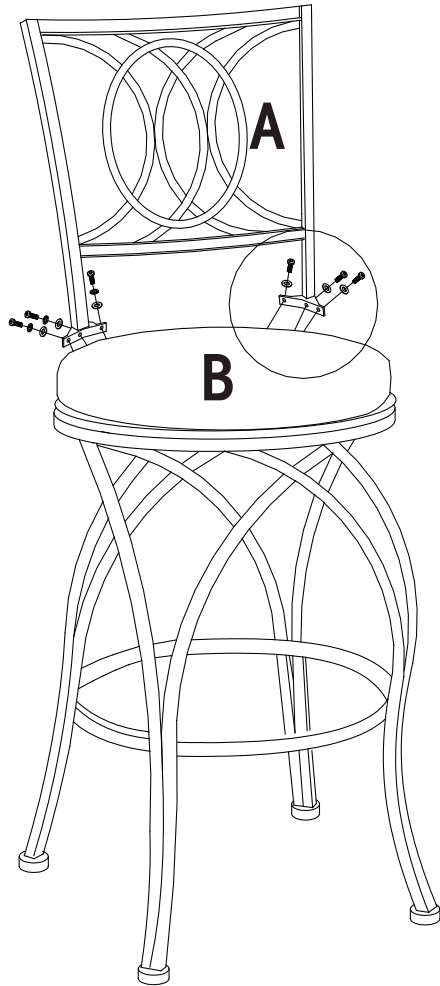
**K**  
(8PCS)

STEP 1

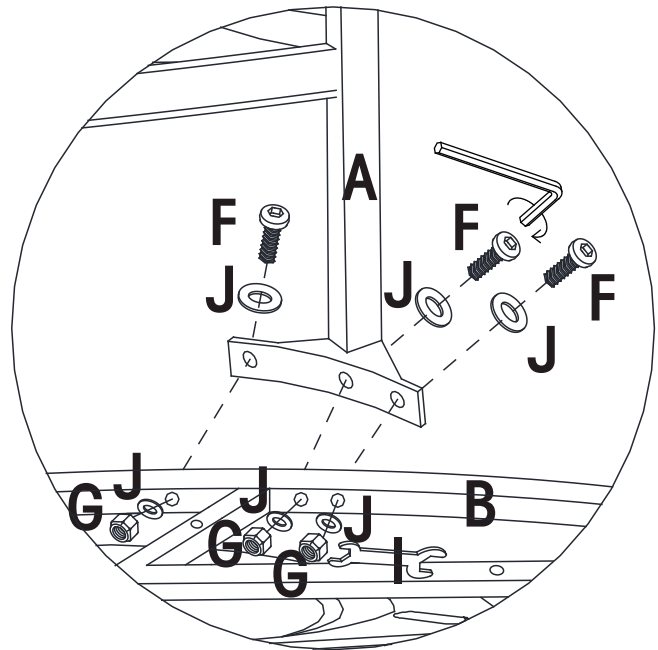


STEP 2





### STEP 3



BARSTOOL  
COUNTER STOOL

Made in China

© 2012 Powell