

Product Name:	Set of 3 Pre-Lit LED Flocked Fir Slim Artificial Christmas Trees
SKU #:	WHAP1389

Thank you for purchasing this LuxenHöme product. This product has been manufactured with the highest standards of safety and quality.


PLEASE READ ALL INSTRUCTIONS BEFORE ASSEMBLY.

Unpack all parts from inside the carton to ensure there are no missing or damaged parts. If any parts are missing or damaged, do not attempt to assemble or use the product.

ARTON CONTENTS:

Description	Quantity
Small Tree	1
Medium Tree Top Section	1
Medium Tree Bottom Section	1
Large Tree Top Section	1
Large Tree Bottom Section	1
Tree Base (Small)	1
Tree Base (Medium)	1
Tree Base (Large)	1

Set of 3 Artificial Trees:



Product Name:	Set of 3 Pre-Lit LED Flocked Fir Slim Artificial Christmas Trees
SKU #:	WHAP1389


Before You Start

1. Decide on an appropriate location for your product, please read assembly and Instruction procedure carefully.
Note: This tree may utilize light sets that are marked for indoor and outdoor use, but the artificial trees are for indoor display only.
2. Retain the instructions for future use and save the carton for storing your tree.

Assembly and Instruction Procedure (no tools required for assembly):

Remove all packaging (i.e., cardboard or plastic) before beginning. We suggest unpacking the trees on a large cloth. Some of the snow flocking may come off during unpacking and fluffing of branches.


- Place the tree stands on a level surface.
- Largest tree (60") has two sections (top and bottom of the tree) and largest stand (10" x 10").
- Medium tree (48") has two sections (top and bottom of the tree) and medium stand (9" x 9").
- Small tree (36") has one section (full tree) and the smallest stand (7" x 7").



- Allow the branches to fall into place or gently pull branches up and out. Shape the branches as desired.
Tip: start with tips closest to the pole. One tip to the right, one to the left, and one at the center of the main stem. Repeat pattern for each branch.

LED Lights Connection:

- The set of three artificial trees is powered with its own UL approved plug by a connecting wire.
- The large and medium trees have two tree sections, and the sections have a LED connector – see image below; twist to tighten.



Product Name:	Set of 3 Pre-Lit LED Flocked Fir Slim Artificial Christmas Trees
SKU #:	WHAP1389



Warnings:

1. Risk of Fire and Electric Shock – please follow instructions and warnings on string lights if adding lights to trees.
2. Do not place it near fireplaces, candles, outdoor heaters, or other similar sources of heat. The trees are not flame retardant.
3. Do not install near pools, fountains, tubs, sinks, or other areas of standing water that the tree may fall or blow into.
4. Keep wires clear of being pinched or cut during assembly or installation. Discard sets with cut or pinched insulation.
5. Make sure the final assembly stable enough to hold the tree upright.
6. Do not use candles on trees. Use only with the pre-installed string lights included.
7. This product is for decoration use only. Not to be used by children as a toy. Keep out of reach of small children.

Troubleshooting:

1. Some bulbs are not lighting, or lights do not come on at all: Search for any loose plug connections between the tree sections. Search for loose or missing bulbs.
2. Tree is not straight: Make sure the tree is firmly inserted into the base. It is better if the tree is in the vertical position when adjusting.

Note: If these actions do not resolve the issue with the trees, please do not disassemble the trees yet. Please contact customer service for assistance.

Storage:

1. Remove all decorations (this does NOT include the pre-installed string lights).
2. Remove each from its base. Press the tree tips back up against the pole.
3. Place the trees back into the carton, putting the largest one on the bottom.
4. Store the product in a cool, dry location protected from sunlight where the temperature does not exceed 35°C (95°F).