

4137CTK PRO-FIT® 3 - 1.28



Complete Toilet Kit, Elongated Front, ADA*, SmartHeight Vitreous China, Two-Piece Toilet Kit





FEATURES

- Complete toilet kit (CTK)
- 3-bolt SmartFasten™ tank-to-bowl connection
- 1.28 gpf / 4.8 lpf high efficiency water consumption
- Uses 20% less water than conventional toilets
- Elongated front SmartHeight™ bowl
- 3-2" hybrid flapper flush valve
- Fluidmaster® anti-siphon pilot fill valve
- 12" rough-in
- Model 31 color-match, plastic trip lever
- 2" glazed trapway
- The Mansfield® Limited Lifetime Warranty
- Available in White, Biscuit, and Bone

*Meets ADA height requirement when installed with a regular toilet seat



COMPONENTS





MODEL #	DESCRIPTION	CODES/STANDARDS
4137C TK 041370017	Elongated front, ADA*, SmartHeight, two-piece toilet kit. Includes: toilet seat, wax ring, floor bolts, caps, and multi-lingual installation instructions. Water supply hardware not included. Specify color.	<div> HIGH EFFICIENCY TOILET</div> <div> C</div> <div> WATERSENSE EPA COMPLIANT</div> <div> ADA COMPLIANT</div>
137 137210040	Elongated front, ADA*, SmartHeight toilet bowl only. Toilet seat not included. Specify color.	
3173 317310000	Tank and cover only with left hand, front-mount, color-match, plastic trip lever. Fluidmaster® anti-siphon pilot fill valve. Supply not included. Specify color.	
SB200	Elongated front, plastic toilet seat and cover.	
TANK TRIM & REPLACEMENT PARTS		
31	Trip lever - color-match, plastic trip lever, left hand	
228	3-2" Hybrid flapper flush valve	
400A	Fluidmaster® anti-siphon pilot fill valve	
2206	Anti-siphon pilot fill valve (compatible replacement)	
630-0207	3" Replacement flapper kit	
160-LID	Tank lid	

4137CTK PRO-FIT® 3 - 1.28



Complete Toilet Kit, Elongated Front, ADA*, SmartHeight Vitreous China, Two-Piece Toilet Kit

SPECIFICATIONS

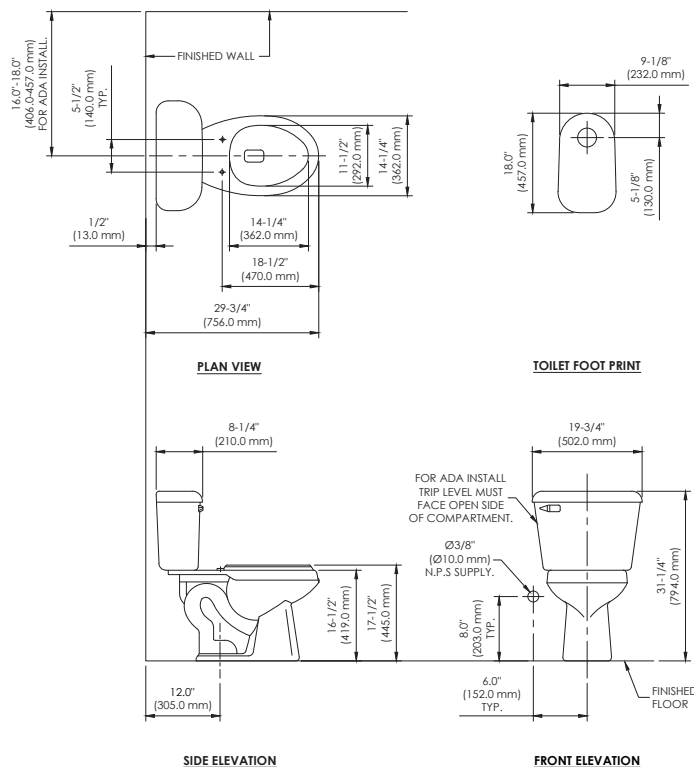
MODEL #	DESCRIPTION	CODES/STANDARDS
4137C TK	Elongated front, SmartHeight (1.28 gpf / 4.8 lpf) two-piece toilet kit	   

MATERIAL	Vitreous China
WATER PRESSURE RANGE	20 to 80 PSI
FLUSH SYSTEM	3-2" Hybrid flapper flush valve
WATER USAGE	1.28 gpf / 4.8 lpf
WATER SURFACE AREA	9" X 10"
ROUGH-IN	12"
MaP RATING	800 grams

TRAP DIAMETER	2"
TRAP SEAL	2-5/8"
SHIPPING WEIGHT	Model 4137CTK - 92 lbs. (42 kg)
WARRANTY	Vitreous China - Limited Lifetime Tank Trim - Limited One Year

TECHNICAL INFORMATION

Note: these dimensions are nominal and subject to change without notice.



* TOILET SEAT NOT INCLUDED, DIMENSIONS HERE REPRESENT AN STANDARD TOILET SEAT.

Fixture performance and specifications meet or exceed ASME A112.19.2/CSA B45.1 standards, and other state and local codes.