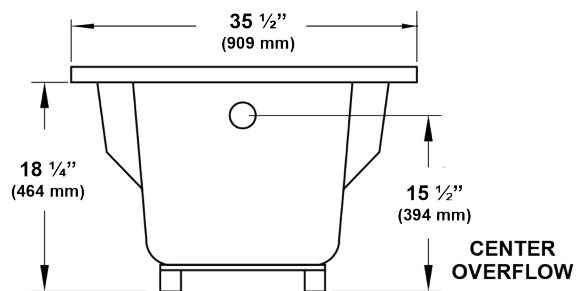
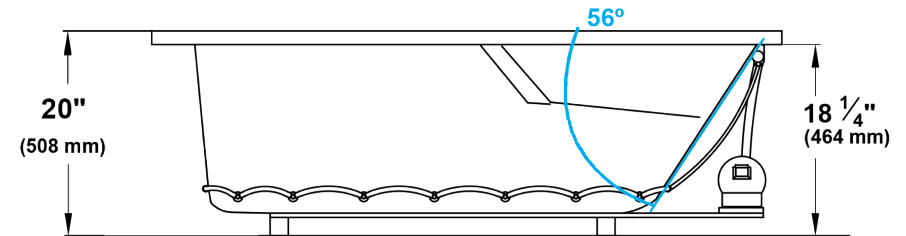
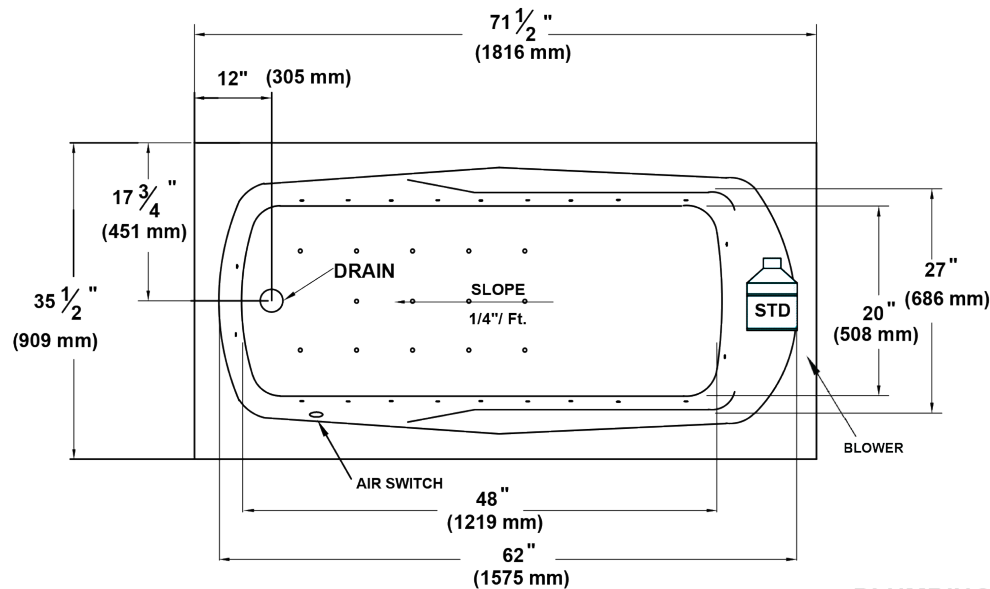


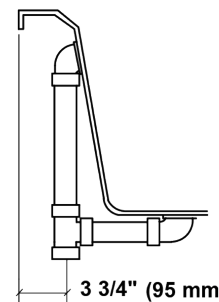
PRO-FIT® AIR MASSAGE BATH

3672 71 1/2" x 35 1/2" x 20"

Model number: 6421



PLUMBING ROUGH-IN



NOTES:

1. Blower location (Standard only).
2. Required blower motor access is 20" W x 15" H.
3. Measurements may vary 1/4" (+/-).
4. If a factory installed nailing flange is added to a unit, add 1/8" to each side flanged.
5. Optional removable apron is available.

SPECIFICATIONS:

Dimensions:	71 1/2" x 35 1/2" x 20"	Number of air jets:	31
Material:	Acrylic, fiberglass reinforced	Weight:	114 lbs. (52 kg)
Blower Motor:	120 V, 60 HZ, 8.0 Amp, Single Speed, 200 Watt Single Phase - Premounted	Water Capacity:	52 gals max., 27 gals min. (198 liters/103 liters)
Electrical Requirements:	120 V, 15 Amp, GFCI Protected	Floor Loading:	47 lbs./sq.ft. (229 kg/m ²)
On/Off Control:	Air Switch	Shipping Weight:	154 lbs. (70 kg)