

117-174 ALTO®



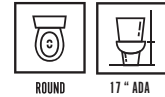
Round Front, ADA 17", Vitreous China, Two-Piece Toilet

FEATURES



- 3-bolt SmartFasten tank-to-bowl connection
- 1.6 gpf / 6.0 lpf low water consumption
- Round front SmartHeight bowl
- 2" Flapper flush valve
- Fluidmaster® anti-siphon pilot fill valve
- 12" rough-in
- Lined tank for reduced condensation
- Model 31 color-match, plastic trip lever
- 2" glazed trapway
- The Mansfield® Limited Lifetime Warranty
- Available in White



MODEL 137-174
Toilet seat not included



COMPONENTS

MODEL #	DESCRIPTION	CODES/STANDARDS
117-174 (011711710-174000000)	Round front, ADA, SmartHeight two-piece toilet.	  ADA COMPLIANT
117 (011711710)	Round front, ADA, SmartHeight toilet bowl only. Toilet seat not included.	
174 (174000000)	Tank and cover only with left hand, front-mount, color-match, plastic trip lever. Fluidmaster® anti-siphon pilot fill valve, 2" flapper and tank liner.	

TANK TRIM & REPLACEMENT PARTS	
31	Trip lever - color-match, plastic trip lever, left hand
203A	2" Flapper flush valve
400A	Fluidmaster® anti-siphon pilot fill valve
2206	Anti-siphon pilot fill valve (compatible replacement)
630-0173	Replacement flush valve seal
160-LID	Tank lid

117-174 ALTO®



Round Front, ADA 17", Vitreous China, Two-Piece Toilet

SPECIFICATIONS

MODEL #	DESCRIPTION	CODES/STANDARDS
117-174	Round front, 17" (1.6 gpf / 6.0 lpf) two piece toilet	  ADA COMPLIANT

MATERIAL	Vitreous China
WATER PRESSURE RANGE	20 to 80 PSI
FLUSH SYSTEM	2" Flapper flush valve
WATER USAGE	1.6 gpf / 6.0 lpf
WATER SURFACE AREA	8"x 9"
ROUGH-IN	12"
MaP RATING	800 grams

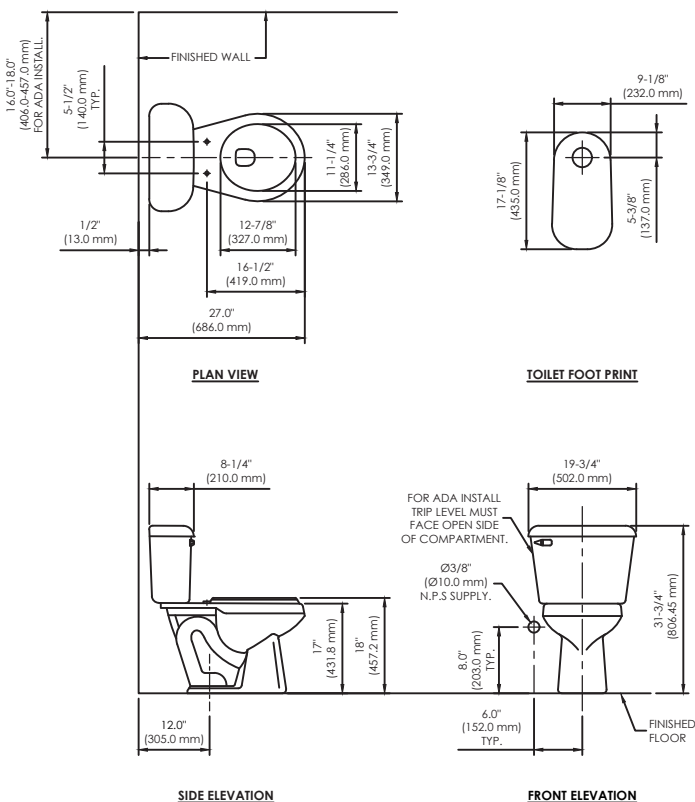
TRAP DIAMETER	2"
TRAP SEAL	2-7/8"
SHIPPING WEIGHT	Model 117 - 46.74 lbs (21.2 kg) Model 174 - 34 lbs (15 kg)
WARRANTY	Vitreous China - Limited Lifetime Tank Trim - Limited One Year

TANK OPTIONS

160	Standard 1.6 gpf configuration: 2" flush tower, Fluidmaster® anti-siphon pilot fill valve, left hand, chrome trip lever.
160RH	Variation of model 160, with right hand trip lever.
161	Variation of model 160, with Fluidmaster® antisiphon pilot fill valve.
165	Variation of model 160, with cover lock.
170	Variation of model 160, with tank liner.
172	Variation of model 160, with 2" flapper flush valve and chrome trip lever.
173	Variation of model 160, with 2" flapper flush valve and color-match trip lever.
173RH	Variation of model 173, with right hand trip lever.
174	Variation of model 173, with tank liner.
175	Variation of model 160, with cover lock and tank liner.
180	Variation of model 160, with color-match trip lever.
181	Variation of model 160, with Fluidmaster® antisiphon pilot fill valve and color-match trip lever.
190	Variation of model 160, with color-match trip lever and tank liner.
125	Variation of model 160, with 14" rough-in.

TECHNICAL INFORMATION

Note: these dimensions are nominal and subject to change without notice.



* TOILET SEAT NOT INCLUDED. DIMENSIONS HERE REPRESENT AN STANDARD TOILET SEAT.

Fixture performance and specifications meet or exceed ASME A112.19.2/CSA B45.1 standards, and other state and local codes.