

ITEM NO. 3781163 / MODEL NO. 5322550000




BARRETT™ 4266**MANSFIELD®**

66" x 42" x 24", Acrylic, Swirl-Way® Air Massage Bath

FEATURES

- High gloss, easy-to-clean acrylic with fiberglass reinforcement
- Air massage hydromassage system uses discreet air injectors to create huge air bubbles that revitalize the body with a gentle massage, leaving bathers deeply relaxed
- Clean geometric lines
- Includes two pillows
- Rectangular model with center drain
- Pre-leveled legs for easy installation
- Integrated dual armrests for bather's comfort
- Spacious bathing well designed for two-person comfort
- 10-year limited warranty on acrylic
- Installation: Drop-In or Undermount
- Available in White

**COMPONENTS**

MODEL #	DESCRIPTION	CODES/STANDARDS
5322550000	66" x 42" x 24" Rectangular Swirl-Way® Air Massage Bath. Drain not included.	  
ACCESSORIES		
CAB-	Cable Overflow Drain (White — 1330, Chrome — 1335, Everbrass — 1336, Brushed Nickel — 1337, Oil Rubbed Bronze — 1338, Matte Black — 1339)	
TIP-	Tip Toe Overflow Drain (Chrome — 1335, Everbrass — 1336, Brushed Nickel — 1337, Oil Rubbed Bronze — 1338, Matte Black — 1339)	
SWAPOO	Nailing Flange Kit (includes 14' PVC nailing flange, tacky tape and installation instructions)	



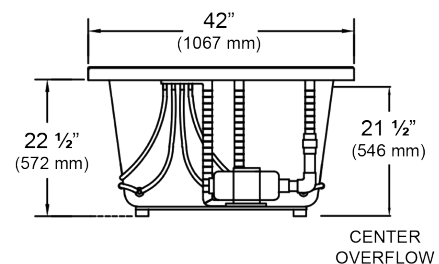
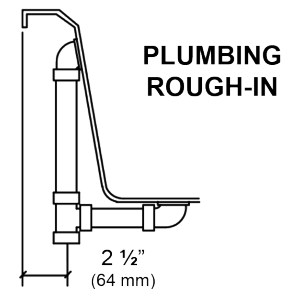
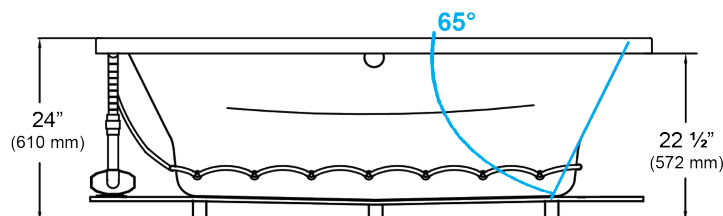
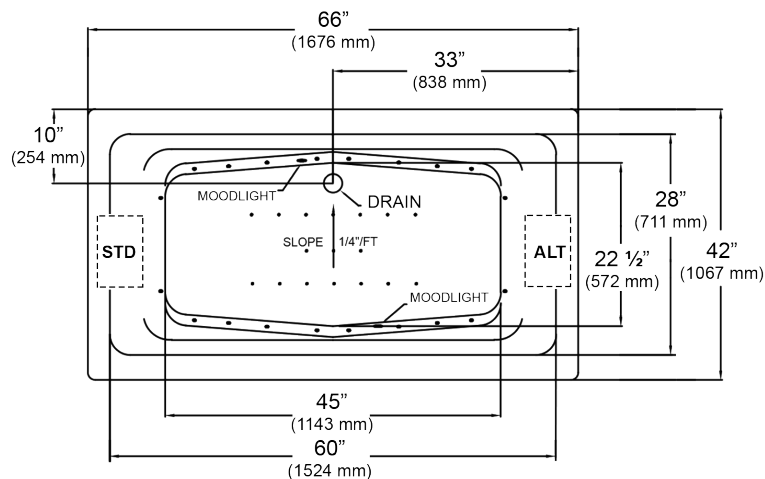
ITEM NO. 3781163 / MODEL NO. 5322550000

BARRETT™ 4266**MANSFIELD®**

66" x 42" x 24", Acrylic, Swirl-Way® Air Massage Bath

SPECIFICATIONS

MATERIAL	Acrylic, fiberglass reinforced	SOAKING DEPTH	18-1/2"
CONSTRUCTION	Self contained, pre-plumbed air bath system mounted on pre-leveled base.	NUMBER OF JETS	32
ELECTRICAL REQUIREMENTS	One 120 volt, 20 amp GFCI protected circuit.	WATER CAPACITY	65 gal. (min.) / 80 gal. (max)
		FLOOR LOADING WEIGHT	47 lbs. sq.ft.
		SHIPPING WEIGHT	Model 5322550000 - 165 lbs. (75 kg)
		BLOWER MOTOR	120 volt, 9 amp
		WARRANTY	Acrylic - 10-Year

TECHNICAL INFORMATION**Note:** these dimensions are nominal and subject to change without notice.**NOTES:**

- Blower locations shown for clarity. Specify when ordering STD - Standard or ALT - Alternate.
- Required blower motor access is 20" W x 15" H.
- Measurements may vary 1/4" (+/-)
- If a factory installed nailing flange is added to a unit, add 1/8" to each side flanged.
- Removable apron is not available for this unit.
- These dimensions are nominal and subject to change without notice.

