

# 401HE ADAM™






Wall-Mount, Wash-Down, Vitreous China Urinal

## FEATURES

- Wall-mount, wash-down urinal
- Rim-flushing action
- 0.5 gpf / 1.9 lpf
- 13-5/8" x 19-1/2" x 13-1/4"
- Exposed trap
- The Mansfield® limited lifetime warranty
- Available in White



## COMPONENTS




| MODEL #             | DESCRIPTION   | CODES/STANDARDS   |
|---------------------|---|---|
| 401HE               | Vitreous china wash-down (0.5 gpf / 1.9 lpf) urinal. Fitted with 3/4" top spud and 1-1/2" outlet spud. Mounting bracket included. Less flushometer. |    |
| PARTS & ACCESSORIES |   |   |
| 471-3261            | Urinal hanger   |   |
| 23                  | Flushometer bowl & urinal spuds - 1/2" x 1-1/2" cast brass bottom urinal spud or top bowl spud  |   |
| 24                  | Urinal top spud - 1" x 3/4" cast brass top urinal spud  |   |

# 401HE ADAM™



Wall-Mount, Wash-Down, Vitreous China Urinal

## SPECIFICATIONS

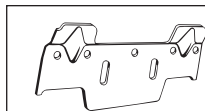
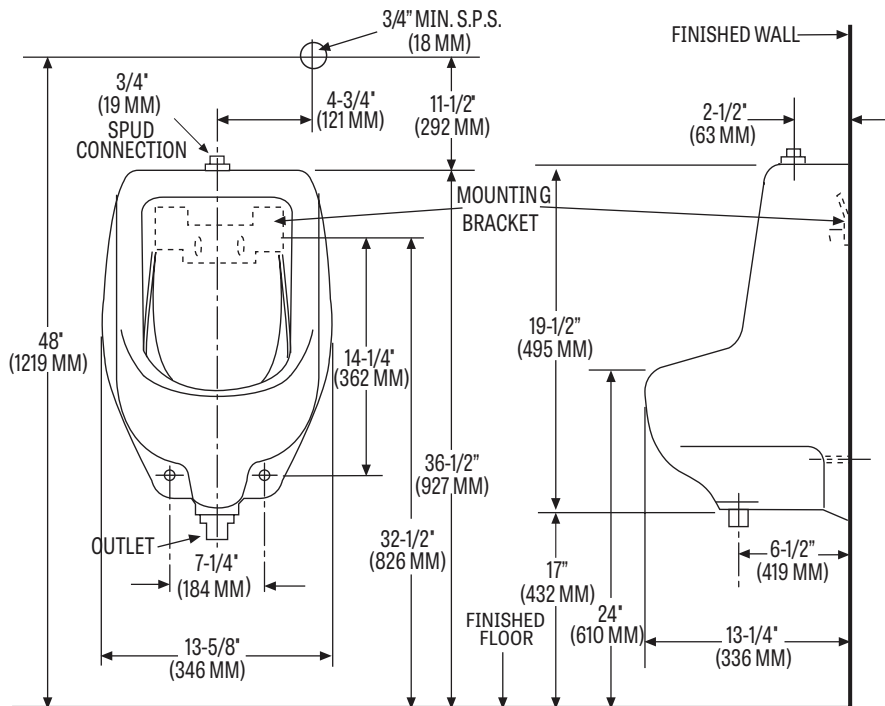
| MODEL # | DESCRIPTION                  | CODES/STANDARDS   |
|---------|------------------------------|---|
| 401HE   | Wall-mount, wash-down urinal |    |

|             |                   |
|-------------|-------------------|
| MATERIAL    | Vitreous China    |
| WATER USAGE | 0.5 gpf / 1.9 lpf |
| INLET       | 3/4"              |
| OUTLET      | 1-1/2"            |
| ROUGH-IN    | Wall-mount        |

|                 |   |
|-----------------|---|
| SHIPPING WEIGHT | Model 401HE - 37 lbs. (16 kg)                                     |
| WARRANTY        | Vitreous China - Limited Lifetime<br>Tank Trim - Limited One Year |

## TECHNICAL INFORMATION

**Note:** these dimensions are nominal and subject to change without notice.



All Mansfield wall-mounted urinals are supplied with this exclusive one-piece steel hanger. Easily installed and adjusted it contains 7 holes for solid mounting against wall. Anchoring screws must be used for correct installation. Standard plumbing practice recommends use of both mounting bracket and anchoring screws.  
NOTE: For secure installation, wall mounting hanger should be fastened to solid, support wall stud.

Fixture performance and specifications meet or exceed ASME A112.19.2/CSA B45.1 standards, and other state and local codes.