

388-386 SUMMIT®

MANSFIELD®

Round Front, ADA*, SmartHeight, Vitreous China, Two-Piece Toilet



FEATURES

- High performance MagnaFlush™ flushing technology
- 1.6 gpf / 6.0 lpf low water consumption
- Round front, SmartHeight bowl
- SmartFasten™ 3-bolt tank-to-bowl connection
- 3" Rigid Flapper flush valve – requires less force to flush, is more consistent and uses a simple universal repair part/seal
- Fluidmaster® pilot operated anti-siphon fill valve
- 12" rough-in
- Model 57 chrome-plated, metal trip lever
- 2" glazed trapway
- The Mansfield® limited lifetime warranty on china;
Five-year limited warranty on tank trim
- Available in White

*Meets ADA height requirement when installed with a regular toilet seat




COMPONENTS

MODEL #	DESCRIPTION	CODES/STANDARDS
388-386 (388010000-386010000)	Round front, ADA*, SmartHeight two-piece toilet.	  ADA COMPLIANT
388 (388010000)	Round front, ADA*, SmartHeight toilet bowl only. Toilet seat not included.	
386 (386010000)	Tank and cover only, with left hand, front-mount, chrome-plated, metal trip lever. Supply not included.	
TANK TRIM & REPLACEMENT PARTS		
57	Trip lever - chrome-plated, metal trip lever, left hand	
2037-1212	Summit® 1.6 rigid flapper flush valve	
400A	Fluidmaster® anti-siphon pilot fill valve	
2206	Anti-siphon pilot fill valve (compatible replacement)	
630-0030	Replacement flush valve seal	
386-LID	Tank lid	

When properly installed, this product meets the requirements for the Americans with Disabilities Act of 1990 (ADA).
Refer to local plumbing codes, as they may vary by location and application.

Round Front, ADA*, SmartHeight, Vitreous China, Two-Piece Toilet

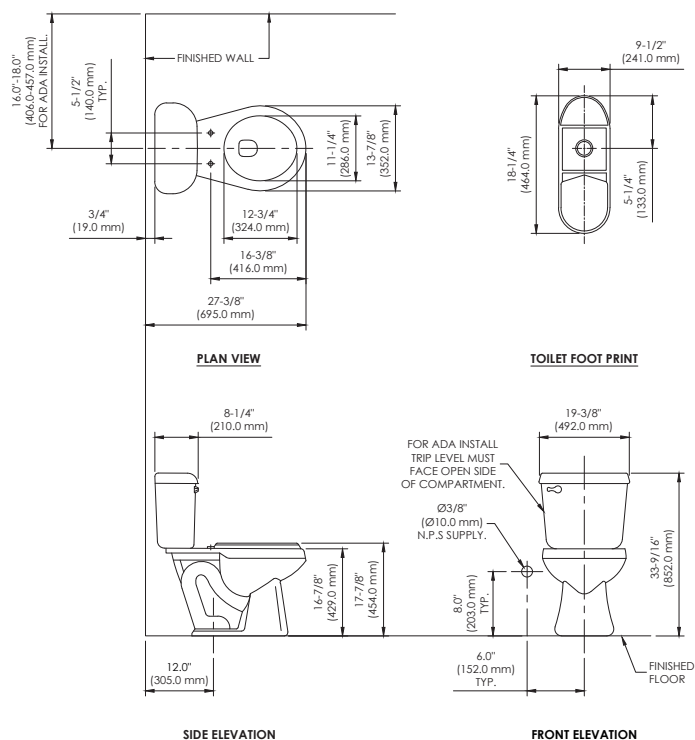
SPECIFICATIONS

MODEL #	DESCRIPTION	CODES/STANDARDS
388-386	Round front, SmartHeight (1.6 gpf/6.0 lpf) two-piece toilet	 

MATERIAL	Vitreous China	TRAP DIAMETER	2"
WATER PRESSURE RANGE	20 to 80 PSI	TRAP SEAL	2-1/4"
FLUSH SYSTEM	MagnaFlush™ flushing technology	SHIPPING WEIGHT	Model 388 - 52 lbs. (23.5 kg) Model 386 - 36 lbs. (16.3 kg)
WATER USAGE	1.6 gpf / 6.0 lpf	WARRANTY	Vitreous China - Limited Lifetime Tank Trim - Limited Five Year
WATER SURFACE AREA	8' X 9'		
ROUGH-IN	12"		
MAP RATING	1,000 grams		

TANK OPTIONS	TECHNICAL INFORMATION
	Note: these dimensions are nominal and subject to change without notice.

386RH	Variation of model 386, with right hand trip lever.
386LT	Variation of model 386, with tank liner.



* TOILET SEAT NOT INCLUDED, DIMENSIONS HERE REPRESENT AN STANDARD TOILET SEAT.

Fixture performance and specifications meet or exceed ASME A112.19.2/CSA B45.1 standards, and other state and local codes.