

117-3173 ALTO® 1.28

MANSFIELD®

Round Front, SmartHeight, Vitreous China, Two-Piece Toilet

FEATURES

- 3-bolt SmartFasten tank-to-bowl connection
- 1.28 gpf / 4.8 lpf high efficiency water consumption
- Uses 20% less water than conventional toilets
- Round front SmartHeight bowl
- 3-2" hybrid flapper flush valve
- Fluidmaster® anti-siphon pilot fill valve
- 12" rough-in
- Model 31 color-match, plastic trip lever
- 2" glazed trapway
- The Mansfield® Limited Lifetime Warranty
- Available in White, Biscuit, and Bone



MODEL 117-3173

Toilet seat not included

Available as CTK



ROUND







SMARTHEIGHT ADA



CTK

COMPONENTS

MODEL #	DESCRIPTION	CODES/STANDARDS
117-3173 (011710010 - 317310000)	Round front, SmartHeight two-piece toilet.	 HIGH EFFICIENCY TOILET  C  WaterSense MADE IN CHINA EPA COMPLIANT  ADA COMPLIANT
117 (011710010 - 317310000)	Round front, SmartHeight toilet bowl only. Less toilet seat. Specify color.	
3173 (317310000)	Tank and cover only with left hand, front-mount, color-match, plastic trip lever. Fluidmaster® fill valve. Less supply. Specify color.	
TANK TRIM & REPLACEMENT PARTS		
31	Trip lever – color-match, plastic trip lever, left hand	
228	3-2” Hybrid flapper flush valve	
400A	Fluidmaster® anti-siphon pilot fill valve	
2206	Anti-siphon pilot fill valve (compatible replacement)	
630-0207	3” Replacement flapper kit	
160-LID	Tank lid	





When properly installed, this product meets the requirements for the Americans with Disabilities Act of 1990 (ADA).
Refer to local plumbing codes, as they may vary by location and application.

117-3173 ALTO® 1.28



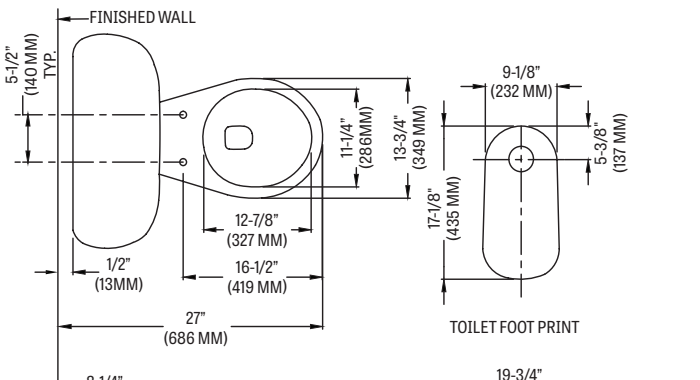
Round Front, SmartHeight, Vitreous China, Two-Piece Toilet

SPECIFICATIONS

MODEL #	DESCRIPTION	CODES/STANDARDS
117-3173	Round front SmartHeight (1.28 gpf / 4.8 lpf) two-piece toilet	   

MATERIAL	Vitreous China
WATER PRESSURE RANGE	20 to 80 PSI
FLUSH SYSTEM	3-2" Hybrid flapper flush valve
WATER USAGE	1.28 gpf / 4.8 lpf
WATER SURFACE AREA	8" X 9"
ROUGH-IN	12"
MaP RATING	800 grams

TRAP DIAMETER	2"
TRAP SEAL	2-7/8"
SHIPPING WEIGHT	Model 117 - 49 lbs. (22 kg) Model 3173 - 34 lbs. (15 kg)
WARRANTY	Vitreous China - Limited Lifetime Tank Trim - Limited One Year

TANK OPTIONS	TECHNICAL INFORMATION												
	Note: these dimensions are nominal and subject to change without notice.												
<table> <tr> <td>3173</td><td>Standard 1.28 gpf configuration: 3-2" hybrid flapper flush valve, Fluidmaster® anti-siphon pilot fill valve, left hand, color-match trip lever.</td></tr> <tr> <td>3173RH</td><td>Variation of model 3173, with right hand, color-match trip lever.</td></tr> <tr> <td>3165</td><td>Variation of model 3173, with cover lock.</td></tr> <tr> <td>3174</td><td>Variation of model 3173, with tank liner.</td></tr> <tr> <td>3120</td><td>Variation of model 3173, with left hand, chrome trip lever.</td></tr> <tr> <td>3125</td><td>Variation of model 3173, 14" rough-in.</td></tr> </table>	3173	Standard 1.28 gpf configuration: 3-2" hybrid flapper flush valve, Fluidmaster® anti-siphon pilot fill valve, left hand, color-match trip lever.	3173RH	Variation of model 3173, with right hand, color-match trip lever.	3165	Variation of model 3173, with cover lock.	3174	Variation of model 3173, with tank liner.	3120	Variation of model 3173, with left hand, chrome trip lever.	3125	Variation of model 3173, 14" rough-in.	 <p>The technical drawing shows two views of the toilet. The side view (left) shows the toilet bowl, tank, and flush valve. Dimensions include: 5-1/2" (140 MM) TYP. for the tank height, 12-7/8" (327 MM) for the bowl width, 16-1/2" (419 MM) for the bowl length, 27" (686 MM) for the tank width, 8-1/4" (210 MM) for the tank height, 6-3/16" (157 MM) for the tank width, 16-3/4" (425 MM) for the bowl height, 31-1/2" (800 MM) for the tank height, 12" (305 MM) for the bowl width, and 6" (152 MM) TYP. for the bowl height. The top view (right) shows the toilet bowl and tank from above. Dimensions include: 9-1/8" (232 MM) for the bowl width, 5-3/8" (137 MM) for the bowl depth, 17-1/8" (435 MM) for the tank width, 19-3/4" (502 MM) for the tank width, 3/8" (10 MM) N.P.S. SUPPLY for the water supply, and FINISHED FLOOR for the base.</p>
3173	Standard 1.28 gpf configuration: 3-2" hybrid flapper flush valve, Fluidmaster® anti-siphon pilot fill valve, left hand, color-match trip lever.												
3173RH	Variation of model 3173, with right hand, color-match trip lever.												
3165	Variation of model 3173, with cover lock.												
3174	Variation of model 3173, with tank liner.												
3120	Variation of model 3173, with left hand, chrome trip lever.												
3125	Variation of model 3173, 14" rough-in.												

Fixture performance and specifications meet or exceed ASME A112.19.2/CSA B45.1 standards, and other state and local codes.