

139NS-173RH ALTO®





Elongated Front, SmartHeight™ Vitreous China, Two-Piece Toilet

FEATURES

- 3-bolt SmartFasten™ tank-to-bowl connection
- 1.6 gpf / 6.0 lpf low water consumption
- Elongated front SmartHeight™ bowl
- 2" flapper flush valve
- Fluidmaster® anti-siphon pilot fill valve
- 10" rough-in
- Model 31RH color-match plastic trip lever
- 2" glazed trapway
- The Mansfield® limited lifetime warranty
- Available in White



COMPONENTS



MODEL #	DESCRIPTION	CODES/STANDARDS
139NS-173RH	Elongated front, SmartHeight™ two-piece toilet.	 
139NS	Elongated front, SmartHeight™ toilet bowl only. Less toilet seat. Specify color.	
173RH	Tank and cover only with right hand, front-mount, color-match, plastic trip lever. Fluidmaster® anti-siphon pilot fill valve and 2" flapper. Less supply.	
TANK TRIM & REPLACEMENT PARTS		
31RH	Trip lever - color-match, plastic trip lever, right hand	
203A	2" Flapper flush valve	
400A	Fluidmaster® anti-siphon pilot fill valve	
2206	Anti-siphon pilot fill valve (compatible replacement)	
630-0173	2" Replacement flapper kit	
160-LID	Tank lid	

139NS-173RH ALTO®



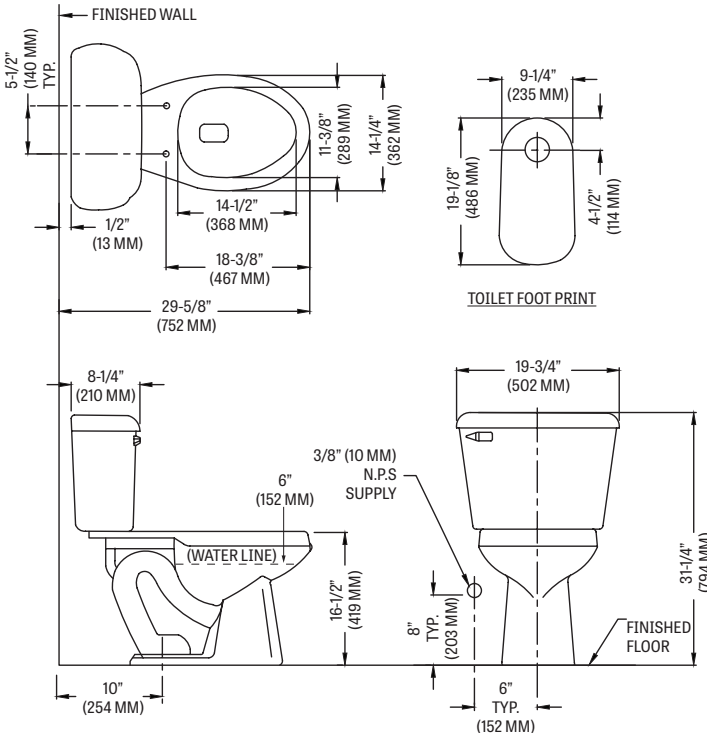
Elongated Front, SmartHeight™ Vitreous China, Two-Piece Toilet

SPECIFICATIONS

MODEL #	DESCRIPTION	CODES/STANDARDS
139NS-173RH	Elongated front, SmartHeight™ (1.6 gpf / 6.0 lpf) two-piece toilet	 

MATERIAL	Vitreous China
WATER PRESSURE RANGE	20 to 80 PSI
FLUSH SYSTEM	2" Flapper flush valve
WATER USAGE	1.6 gpf / 6.0 lpf
WATER SURFACE AREA	9" X 10"
ROUGH-IN	10"
MaP RATING	800 grams

TRAP DIAMETER	2"
TRAP SEAL	2-3/8"
SHIPPING WEIGHT	Model 139NS - 53 lbs. (24 kg) Model 173RH - 34 lbs. (15.4 kg)
WARRANTY	Vitreous China - Limited Lifetime Tank Trim - Limited One Year

TANK OPTIONS	TECHNICAL INFORMATION
<p>160 Standard 1.6 gpf configuration: 2" flush tower, anti-siphon ballcock, left hand, chrome trip lever.</p> <p>160RH Variation of model 160, with right hand trip lever.</p> <p>161 Variation of model 160, with Fluidmaster® anti-siphon pilot fill valve.</p> <p>165 Variation of model 160, with cover lock.</p> <p>170 Variation of model 160, with tank liner.</p> <p>172 Variation of model 160, with Fluidmaster® anti-siphon pilot fill valve, 2" flapper and chrome trip lever.</p> <p>173 Variation of model 160, with Fluidmaster® anti-siphon pilot fill valve, 2" flapper and color-match trip lever.</p> <p>173RH Variation of model 173, with right hand trip lever.</p> <p>174 Variation of model 173, with tank liner.</p> <p>175 Variation of model 160, with cover lock and tank liner.</p> <p>180 Variation of model 160, with color-match trip lever.</p> <p>181 Variation of model 160, with Fluidmaster® anti-siphon pilot fill valve and color-match trip lever.</p> <p>190 Variation of model 160, with color-match trip lever and tank liner.</p>	<p>Note: these dimensions are nominal and subject to change without notice.</p> 

Fixture performance and specifications meet or exceed ASME A112.19.2/CSA B45.1 standards, and other state and local codes.